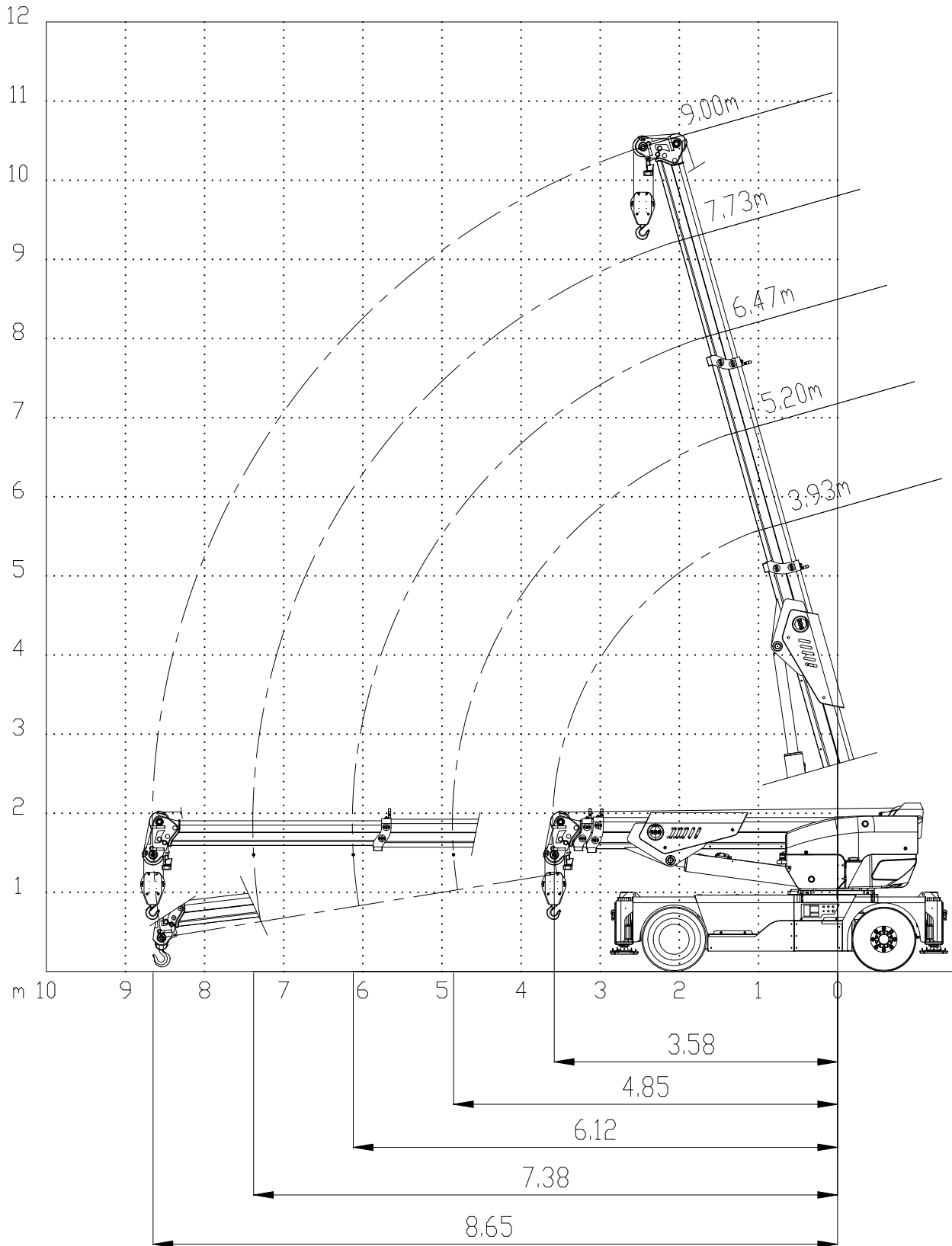


DIAGRAMMA DELLE PORTATE (t)
 CAPACITY DIAGRAM (t)
 TRAGLASTDIAGRAMM (t)
 LASTENDIAGRAM (t)
 TABLEAU DES CHARGES (t)
 DIAGRAMA DE LAS CARGAS (t)

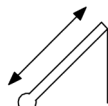

JMG

MILANO - ITALY



MC100RE

Diagramma di portata (t) - Capacity diagram (t)
 Traglastdiagramm (t) - Tableau des charges (t)
 Lastendiagram (t) - Diagrama de las cargas (t)

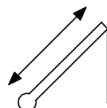



	(t)	3.93m	5.20m	6.47m	7.73m	9.00m
	1,10m	10				
	1,50m	10	10			
	2,00m	10	10	10		
	2,50m	10	10	10	8,5	7
	3,00m	10	10	8,6	7,1	6
	3,58m	7,65	7,9	7,4	6,1	5,1
	4,00m		5,9	5,9	5,6	4,4
	4,85m		3,9	3,9	4	3,6
	5,00m			3,65	3,65	3,5
	5,50m			3	3	3
	6,12m			2,5	2,5	2,5
	6,50m				2,25	2,25
	7,00m				1,95	1,95
	7,38m				1,75	1,75
	8,00m					1,5
8,65m					1,3	

MC100RE

090-DIA-02166

Diagramma di portata (t) - Capacity diagram (t)
 Traglastdiagramm (t) - Tableau des charges (t)
 Lastendiagram (t) - Diagrama de las cargas (t)

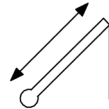
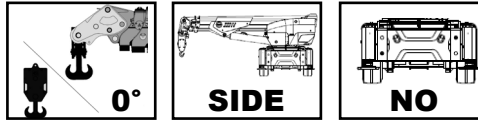


	(t)	3.93m	5.20m	6.47m	7.73m	9.00m
	1,10m	10				
	1,50m	10	10			
	2,00m	10	10	10		
	2,50m	10	10	10	8,5	7
	3,00m	10	10	8,6	7,1	6
	3,58m	10	9,8	7,5	6	5,1
	4,00m		8,8	6,6	5,5	4,4
	4,85m		7,2	5,6	4,4	4
	5,00m			5,3	4,3	3,5
	5,50m			4,8	3,9	3,2
	6,12m			4,4	3,7	2,8
	6,50m				3,3	2,7
	7,00m				3	2,5
	7,38m				2,9	2,3
	8,00m					2,1
8,65m					2	

MC100RE

090-DIA-02167

Diagramma di portata (t) - Capacity diagram (t)
 Traglastdiagramm (t) - Tableau des charges (t)
 Lastendiagram (t) - Diagrama de las cargas (t)

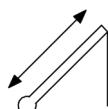
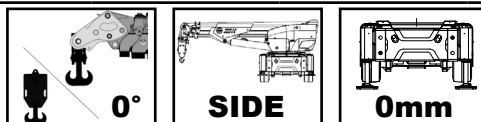


	(t)	3.93m	5.20m	6.47m	7.73m	9.00m
	1,10m	6,5				
	1,50m	6,1	5,7			
	2,00m	3,45	3,3	3,3		
	2,50m	2,25	2,25	2,25	2,25	2,25
	3,00m	1,65	1,65	1,65	1,65	1,6
	3,58m	1,2	1,2	1,2	1,25	1,25
	4,00m		1	1	1	1
	4,85m		0,75	0,75	0,75	0,75
	5,00m			0,7	0,7	0,7
	5,50m			0,55	0,55	0,55
	6,12m			0,45	0,45	0,45
	6,50m				0,4	0,4
	7,00m				0,35	0,35
	7,38m				0,25	0,25
	8,00m					0,2
8,65m					0,15	

MC100RE

090-DIA-02168

Diagramma di portata (t) - Capacity diagram (t)
 Traglastdiagramm (t) - Tableau des charges (t)
 Lastendiagram (t) - Diagrama de las cargas (t)

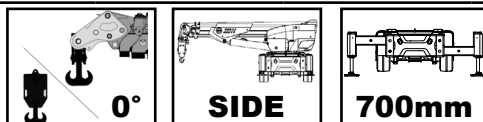


	(t)	3.93m	5.20m	6.47m	7.73m	9.00m
	1,10m	10				
	1,50m	10	10			
	2,00m	5,8	5,7	5,7		
	2,50m	3,9	3,9	3,8	3,8	3,8
	3,00m	2,85	2,85	2,85	2,85	2,75
	3,58m	2,1	2,1	2,1	2,1	2,1
	4,00m		1,75	1,75	1,75	1,75
	4,85m		1,25	1,25	1,25	1,25
	5,00m			1,2	1,2	1,2
	5,50m			1	1	1
	6,12m			0,8	0,8	0,8
	6,50m				0,7	0,7
	7,00m				0,6	0,6
	7,38m				0,5	0,5
	8,00m					0,45
8,65m					0,35	

MC100RE

090-DIA-02169

Diagramma di portata (t) - Capacity diagram (t)
 Traglastdiagramm (t) - Tableau des charges (t)
 Lastendiagram (t) - Diagrama de las cargas (t)

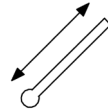



		(t)	3.93m	5.20m	6.47m	7.73m	9.00m
	1,10m	10					
	1,50m	10	10				
	2,00m	10	10	10			
	2,50m	10	10	10	8,5	7	
	3,00m	8,2	8,2	8,15	7,1	6	
	3,58m	5,8	5,8	5,8	5,8	5,1	
	4,00m		4,65	4,65	4,6	4,4	
	4,85m		3,35	3,35	3,3	3,3	
	5,00m			3,15	3,15	3,15	
	5,50m			2,7	2,65	2,65	
	6,12m			2,25	2,25	2,25	
	6,50m				2	2	
	7,00m				1,8	1,75	
	7,38m				1,6	1,6	
	8,00m					1,4	
8,65m					1,2		

MC100RE

090-DIA-02170

Diagramma di portata (t) - Capacity diagram (t)
 Traglastdiagramm (t) - Tableau des charges (t)
 Lastendiagram (t) - Diagrama de las cargas (t)

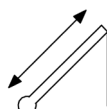



	(t)	3.93m	5.20m	6.47m	7.73m	9.00m
	1,10m	9				
	1,50m	9	9			
	2,00m	6,3	6,1	6,1		
	2,50m	4,5	4,5	4,45	4,45	4,45
	3,00m	3,4	3,4	3,4	3,4	3,3
	3,58m	2,65	2,6	2,6	2,6	2,7
	4,00m		2,25	2,25	2,25	2,25
	4,85m		1,7	1,7	1,7	1,7
	5,00m			1,6	1,6	1,6
	5,50m			1,35	1,35	1,35
	6,12m			1,15	1,15	1,15
	6,50m				1,05	0,95
	7,00m				0,95	0,9
	7,38m				0,85	0,7
	8,00m					0,7
8,65m					0,6	

MC100RE

090-DIA-02171

Diagramma di portata (t) - Capacity diagram (t)
 Traglastdiagramm (t) - Tableau des charges (t)
 Lastendiagram (t) - Diagrama de las cargas (t)



	(t)	3.93m	5.20m	6.47m	7.73m	9.00m
	1,10m	10				
	1,50m	10	10			
	2,00m	10	10	10		
	2,50m	10	10	10	8,5	7
	3,00m	8,1	8,1	8,1	7,1	6
	3,58m	6	6	6	6	5,1
	4,00m		5	5	4,9	4,4
	4,85m		3,7	3,7	3,7	3,65
	5,00m			3,5	3,5	3,5
	5,50m			3	3	3
	6,12m			2,6	2,6	2,6
	6,50m				2,35	2,35
	7,00m				2,1	2,1
	7,38m				1,95	1,95
	8,00m					1,7
8,65m					1,5	

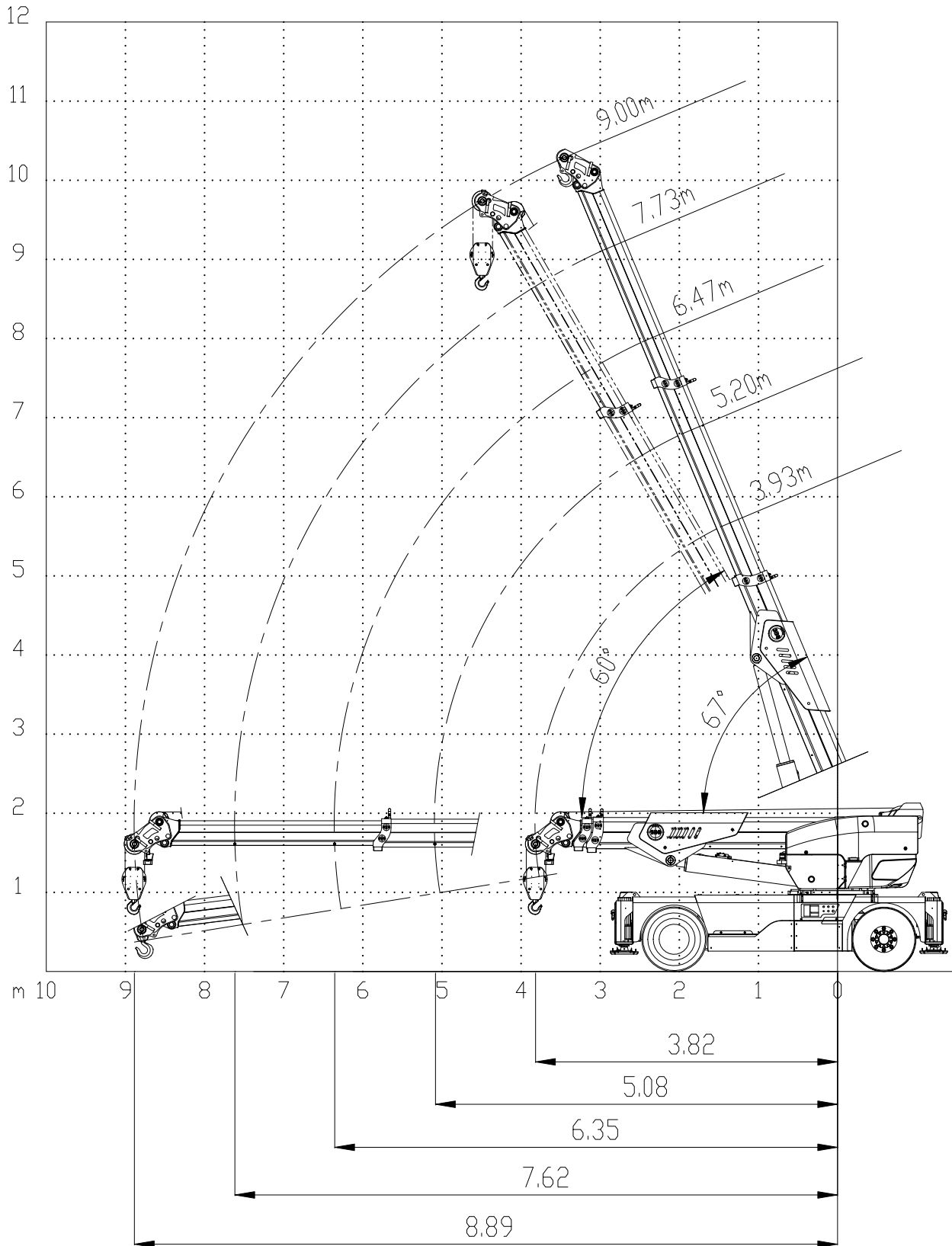
MC100RE

090-DIA-02172

DIAGRAMMA DELLE PORTATE (t)
 CAPACITY DIAGRAM (t)
 TRAGLASTDIAGRAMM (t)
 LASTENDIAGRAM (t)
 TABLEAU DES CHARGES (t)
 DIAGRAMA DE LAS CARGAS (t)

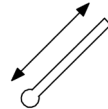
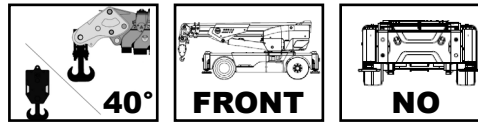
JMG

MILANO - ITALY



MC100RE

Diagramma di portata (t) - Capacity diagram (t)
 Traglastdiagramm (t) - Tableau des charges (t)
 Lastendiagram (t) - Diagrama de las cargas (t)

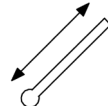
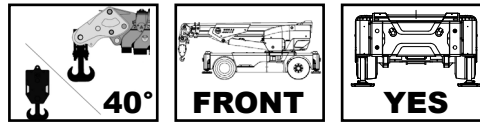


	(t)	3.93m	5.20m	6.47m	7.73m	9.00m
	1,51m	10				
	2,01m	10	10			
	2,50m	10	10	10		
	3,00m	10	10	8,6	7,1	
	3,49m	8,2	8,1	7,5	6,1	5,1
	3,82m	6,65	6,6	6,7	5,7	4,4
	4,49m		4,7	4,7	4,5	4
	5,08m		3,6	3,7	3,6	3,5
	5,50m			3,05	3,05	3
	6,00m			2,65	2,65	2,6
	6,35m			2,35	2,35	2,35
	7,00m				1,95	1,95
	7,62m				1,7	1,7
	8,00m					1,55
	8,50m					1,35
8,89m					1,25	

MC100RE

090-DIA-02173

Diagramma di portata (t) - Capacity diagram (t)
 Traglastdiagramm (t) - Tableau des charges (t)
 Lastendiagram (t) - Diagrama de las cargas (t)

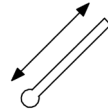
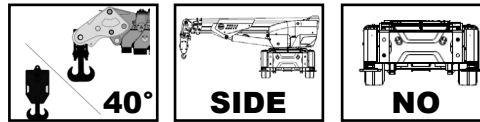


	(t)	3.93m	5.20m	6.47m	7.73m	9.00m
	1,51m	10				
	2,01m	10	10			
	2,50m	10	10	10		
	3,00m	10	10	8,6	7,1	
	3,49m	10	10	7,5	6,1	5,1
	3,82m	10	8,9	6,8	5,7	4,4
	4,49m		7,8	5,9	4,8	4
	5,08m		6,9	5,3	4,3	3,5
	5,50m			4,8	3,9	3,2
	6,00m			4,5	3,6	2,9
	6,35m			4,2	3,4	2,7
	7,00m				3	2,5
	7,62m				2,8	2,25
	8,00m					2,1
	8,50m					2
8,89m					1,95	

MC100RE

090-DIA-02174

Diagramma di portata (t) - Capacity diagram (t)
 Traglastdiagramm (t) - Tableau des charges (t)
 Lastendiagram (t) - Diagrama de las cargas (t)

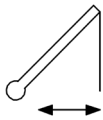
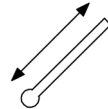
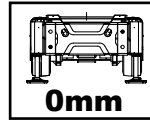
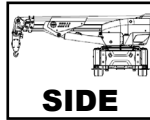
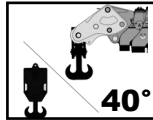


	(t)	3.93m	5.20m	6.47m	7.73m	9.00m
	1,51m	5,95				
	2,01m	3,4	3,4			
	2,50m	2,3	2,3	2,3		
	3,00m	1,65	1,65	1,65	1,6	
	3,49m	1,3	1,3	1,3	1,3	1,25
	3,82m	1,1	1,1	1,1	1,1	1,1
	4,49m		0,85	0,85	0,8	0,8
	5,08m		0,65	0,65	0,65	0,65
	5,50m			0,55	0,55	0,55
	6,00m			0,5	0,5	0,45
	6,35m			0,45	0,45	0,45
	7,00m				0,35	0,35
	7,62m				0,25	0,25
	8,00m					0,25
	8,50m					0,15
8,89m					0,15	

MC100RE

090-DIA-02175

Diagramma di portata (t) - Capacity diagram (t)
 Traglastdiagramm (t) - Tableau des charges (t)
 Lastendiagram (t) - Diagrama de las cargas (t)

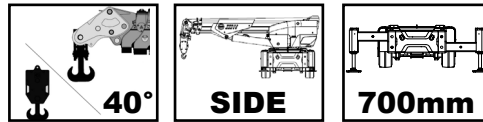


	(t)	3.93m	5.20m	6.47m	7.73m	9.00m
1,51m	10					
2,01m	5,9	5,8				
2,50m	3,9	3,9	3,9			
3,00m	2,9	2,8	2,8	2,8		
3,49m	2,25	2,2	2,2	2,2	2,2	2,1
3,82m	1,95	1,95	1,95	1,95	1,9	1,8
4,49m		1,5	1,5	1,45	1,3	
5,08m		1,15	1,15	1,15	1,1	
5,50m			1	1	1	
6,00m			0,85	0,85	0,85	
6,35m			0,75	0,75	0,75	
7,00m				0,6	0,6	
7,62m				0,5	0,5	
8,00m					0,45	
8,50m					0,4	
8,89m					0,35	

MC100RE

090-DIA-02176

Diagramma di portata (t) - Capacity diagram (t)
 Traglastdiagramm (t) - Tableau des charges (t)
 Lastendiagram (t) - Diagrama de las cargas (t)

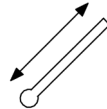



		(t)	3.93m	5.20m	6.47m	7.73m	9.00m
	1,51m	10					
	2,01m	10	10				
	2,50m	10	10	10			
	3,00m	8,4	8,1	8,2	7,1		
	3,49m	6,1	6	6	6	5,1	
	3,82m	5,15	5,15	5,2	5,1	4,4	
	4,49m		3,9	3,8	3,8	3,7	
	5,08m		3,1	3,1	3,1	3	
	5,50m			2,7	2,7	2,7	
	6,00m			2,35	2,35	2,3	
	6,35m			2,15	2,1	2,1	
	7,00m				1,8	1,8	
	7,62m				1,55	1,55	
	8,00m					1,45	
	8,50m					1,3	
8,89m					1,2		

MC100RE

090-DIA-02177

Diagramma di portata (t) - Capacity diagram (t)
 Traglastdiagramm (t) - Tableau des charges (t)
 Lastendiagram (t) - Diagrama de las cargas (t)

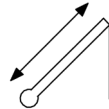



	(t)	3.93m	5.20m	6.47m	7.73m	9.00m
	1,51m	9				
	2,01m	6,3	6,2			
	2,50m	4,5	4,4	4,4		
	3,00m	3,4	3,3	3,3	3,3	
	3,49m	2,75	2,7	2,7	2,7	2,7
	3,82m	2,4	2,4	2,4	2,4	2,4
	4,49m		1,9	1,9	1,85	1,85
	5,08m		1,6	1,6	1,6	1,55
	5,50m			1,35	1,35	1,35
	6,00m			1,25	1,25	1,2
	6,35m			1,1	1,1	1,1
	7,00m				0,9	0,9
	7,62m				0,8	0,8
	8,00m					0,75
	8,50m					0,65
8,89m					0,6	

MC100RE

090-DIA-02178

Diagramma di portata (t) - Capacity diagram (t)
 Traglastdiagramm (t) - Tableau des charges (t)
 Lastendiagram (t) - Diagrama de las cargas (t)



	(t)	3.93m	5.20m	6.47m	7.73m	9.00m
	1,51m	10				
	2,01m	10	10			
	2,50m	10	10	10		
	3,00m	8,3	8	8	7,1	
	3,49m	6,35	6,2	6,3	6,1	5,1
	3,82m	5,5	5,4	5,4	5,35	4,4
	4,49m		4,2	4,2	4,1	4
	5,08m		3,5	3,5	3,5	3,4
	5,50m			3	3	3
	6,00m			2,7	2,7	2,7
	6,35m			2,45	2,45	2,45
	7,00m				2,1	2,1
	7,62m				1,85	1,85
	8,00m					1,75
	8,50m					1,55
8,89m					1,4	

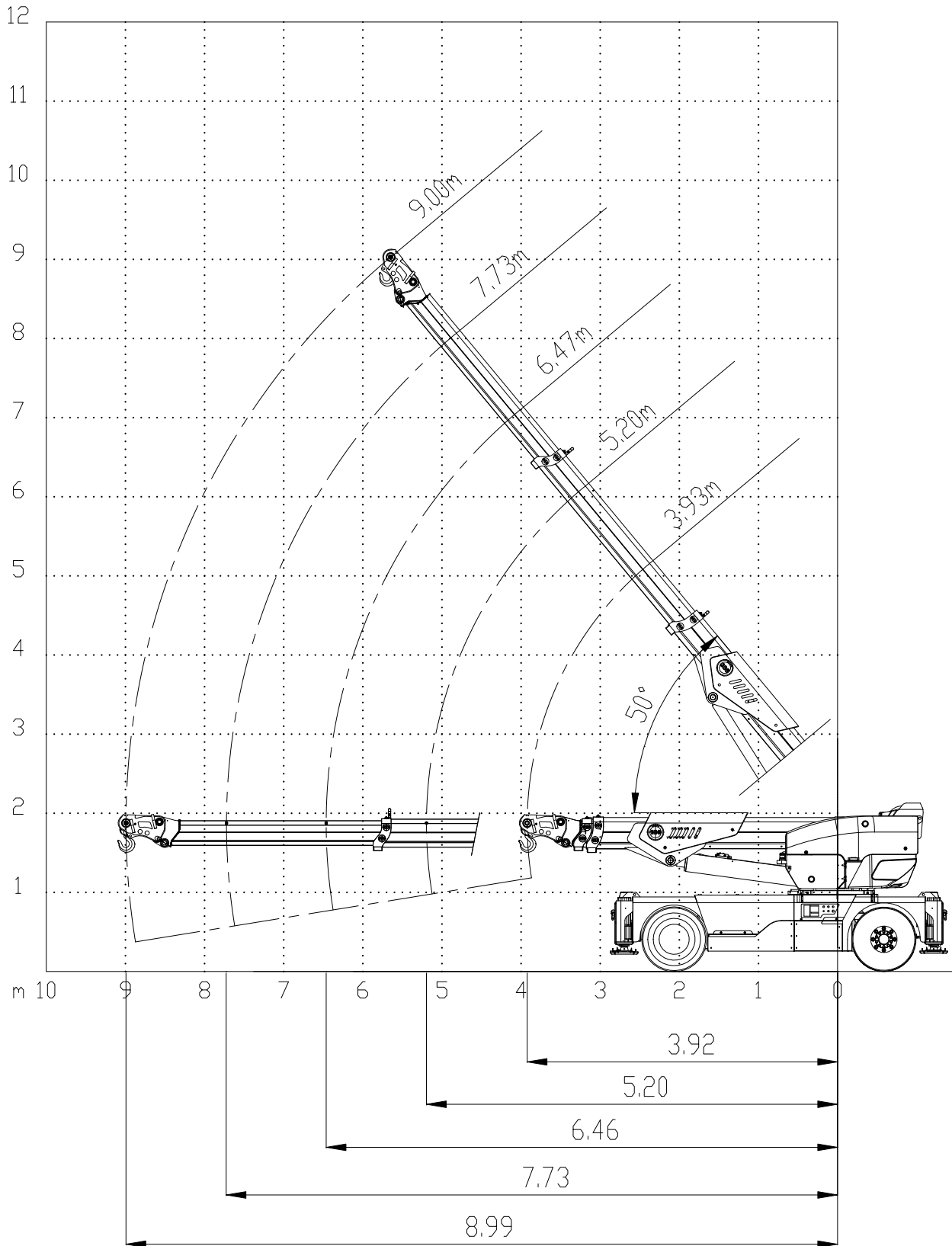
MC100RE

090-DIA-02179

DIAGRAMMA DELLE PORTATE (t)
 CAPACITY DIAGRAM (t)
 TRAGLASTDIAGRAMM (t)
 LASTENDIAGRAMM (t)
 TABLEAU DES CHARGES (t)
 DIAGRAMA DE LAS CARGAS (t)

JMG

MILANO - ITALY

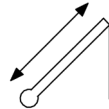
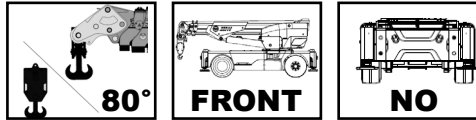


MC100RE

090-TAR-02163

H 1:75

Diagramma di portata (t) - Capacity diagram (t)
 Traglastdiagramm (t) - Tableau des charges (t)
 Lastendiagram (t) - Diagrama de las cargas (t)

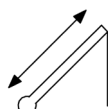
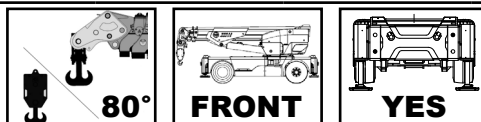


	(t)	3.93m	5.20m	6.47m	7.73m	9.00m
	2,39m	10				
	3,00m	10				
	3,20m	10	10			
	3,92m	6,25	6,15			
	4,02m		5,95	5,9		
	4,83m		4	3,95	3,95	
	5,19m		3,5	3,5	3,5	
	5,65m			2,95	2,95	2,9
	6,00m			2,65	2,6	2,6
	6,46m			2,3	2,25	2,25
	7,00m				1,95	1,95
	7,50m				1,75	1,7
	7,73m				1,65	1,65
	8,00m					1,5
	8,50m					1,35
8,99m					1,25	

MC100RE

090-DIA-02180

Diagramma di portata (t) - Capacity diagram (t)
 Traglastdiagramm (t) - Tableau des charges (t)
 Lastendiagram (t) - Diagrama de las cargas (t)

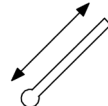
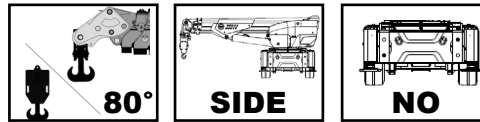


	(t)	3.93m	5.20m	6.47m	7.73m	9.00m
	2,39m	10				
	3,00m	10				
	3,20m	10	10			
	3,92m	10	8,9			
	4,02m		8,6	6,5		
	4,83m		7,1	5,4	4,5	
	5,19m		6,6	5,2	4,2	
	5,65m			4,8	3,8	3,1
	6,00m			4,5	3,6	2,9
	6,46m			4,1	3,3	2,7
	7,00m				3	2,5
	7,50m				2,9	2,3
	7,73m				2,8	2,2
	8,00m					2,1
	8,50m					2
8,99m					1,9	

MC100RE

090-DIA-02181

Diagramma di portata (t) - Capacity diagram (t)
 Traglastdiagramm (t) - Tableau des charges (t)
 Lastendiagram (t) - Diagrama de las cargas (t)

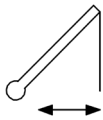
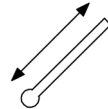
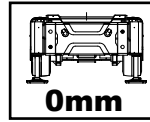
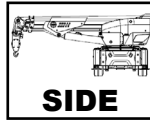
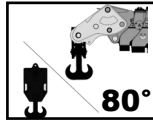


	(t)	3.93m	5.20m	6.47m	7.73m	9.00m
	2,39m	2,45				
	3,00m	1,65				
	3,20m	1,45	1,45			
	3,92m	1,1	1,05			
	4,02m		1	1		
	4,83m		0,75	0,7	0,7	
	5,19m		0,65	0,65	0,65	
	5,65m			0,55	0,55	0,55
	6,00m			0,5	0,45	0,45
	6,46m			0,4	0,4	0,4
	7,00m				0,35	0,35
	7,50m				0,25	0,25
	7,73m				0,25	0,25
	8,00m					0,25
	8,50m					0,2
8,99m					0,15	

MC100RE

090-DIA-02182

Diagramma di portata (t) - Capacity diagram (t)
 Traglastdiagramm (t) - Tableau des charges (t)
 Lastendiagram (t) - Diagrama de las cargas (t)

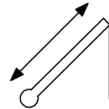
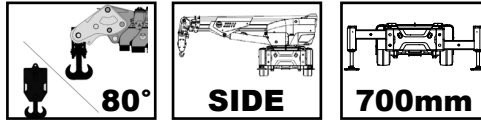


	(t)	3.93m	5.20m	6.47m	7.73m	9.00m
2,39m	4,25					
3,00m	2,85					
3,20m	2,55	2,5				
3,92m	1,85	1,85				
4,02m		1,8	1,75			
4,83m		1,3	1,25	1,25		
5,19m		1,15	1,15	1,15		
5,65m			0,95	0,95	0,95	
6,00m			0,85	0,85	0,85	
6,46m			0,75	0,75	0,75	
7,00m				0,6	0,6	
7,50m				0,55	0,5	
7,73m				0,5	0,5	
8,00m					0,45	
8,50m					0,4	
8,99m					0,3	

MC100RE

090-DIA-02183

Diagramma di portata (t) - Capacity diagram (t)
 Traglastdiagramm (t) - Tableau des charges (t)
 Lastendiagram (t) - Diagrama de las cargas (t)

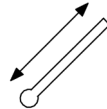



	(t)	3.93m	5.20m	6.47m	7.73m	9.00m	
	2,39m	10					
	3,00m	8,3					
	3,20m	7,15	7,2				
	3,92m	4,95	4,85				
	4,02m		4,7	4,6			
	4,83m		3,4	3,3	3,2		
	5,19m		3	3	3		
	5,65m				2,6	2,6	2,6
	6,00m				2,35	2,35	2,35
	6,46m				2,1	2,05	2,05
	7,00m					1,8	1,8
	7,50m					1,6	1,6
	7,73m					1,55	1,55
	8,00m						1,45
	8,50m						1,3
8,99m						1,15	

MC100RE

090-DIA-02184

Diagramma di portata (t) - Capacity diagram (t)
 Traglastdiagramm (t) - Tableau des charges (t)
 Lastendiagram (t) - Diagrama de las cargas (t)

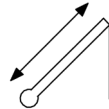



	(t)	3.93m	5.20m	6.47m	7.73m	9.00m	
	2,39m	4,8					
	3,00m	3,45					
	3,20m	3,1	3,1				
	3,92m	2,35	2,3				
	4,02m		2,25	2,25			
	4,83m		1,7	1,7	1,7		
	5,19m		1,55	1,55	1,55		
	5,65m				1,35	1,35	1,35
	6,00m				1,25	1,2	1,2
	6,46m				1,1	1,05	1,05
	7,00m					0,9	0,9
	7,50m					0,85	0,55
	7,73m					0,8	0,8
	8,00m						0,75
	8,50m						0,65
8,99m						0,55	

MC100RE

090-DIA-02185

Diagramma di portata (t) - Capacity diagram (t)
 Traglastdiagramm (t) - Tableau des charges (t)
 Lastendiagram (t) - Diagrama de las cargas (t)



	(t)	3.93m	5.20m	6.47m	7.73m	9.00m
	2,39m	10				
	3,00m	8,2				
	3,20m	7,2	7,3			
	3,92m	5,3	5,2			
	4,02m		5	5		
	4,83m		3,75	3,7	3,7	
	5,19m		3,4	3,4	3,4	
	5,65m			2,95	2,95	2,95
	6,00m			2,7	2,7	2,7
	6,46m			2,4	2,4	2,4
	7,00m				2,1	2,1
	7,50m				1,9	1,9
	7,73m				1,85	1,8
	8,00m					1,7
	8,50m					1,55
8,99m					1,45	

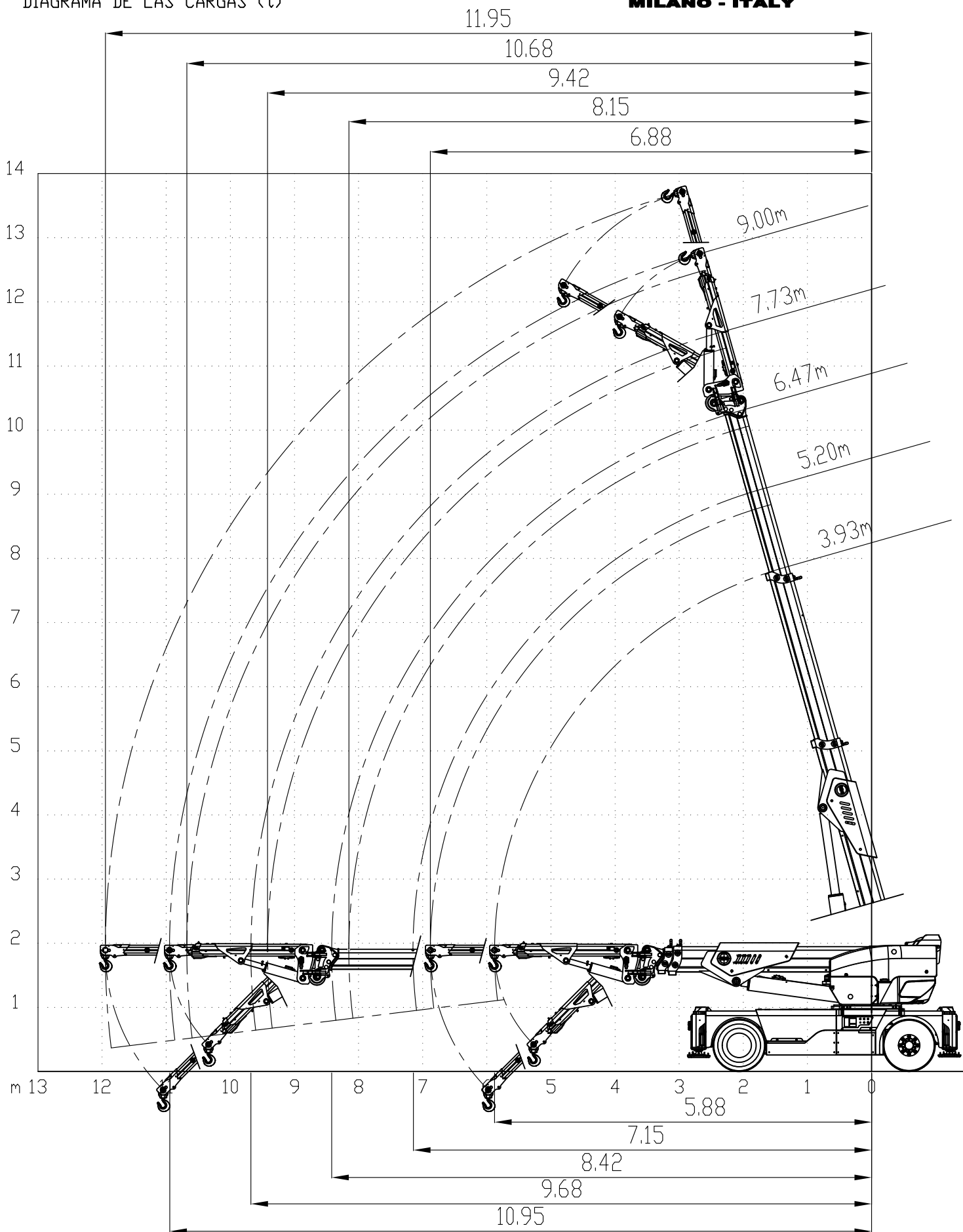
MC100RE

090-DIA-02186

DIAGRAMMA DELLE PORTATE (t)
 CAPACITY DIAGRAM (t)
 TRAGLASTDIAGRAMM (t)
 LASTENDIAGRAM (t)
 TABLEAU DES CHARGES (t)
 DIAGRAMA DE LAS CARGAS (t)

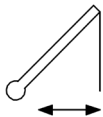
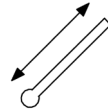
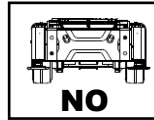
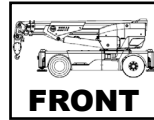
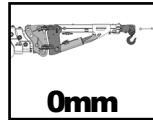

JMG

MILANO - ITALY



MC100RE

Diagramma di portata (t) - Capacity diagram (t)
 Traglastdiagramm (t) - Tableau des charges (t)
 Lastendiagram (t) - Diagrama de las cargas (t)

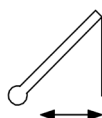
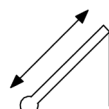
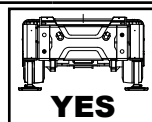
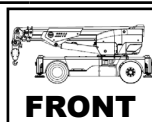
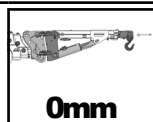


	(t)	3.93m	5.20m	6.47m	7.73m	9.00m
1,50m	4	4				
2,00m	4	4	4			
2,50m	4	4	4	4		3,6
3,00m	4	4	4	4	4	3,6
3,50m	4	4	4	4	4	3,6
4,00m	4	4	4	4	4	3,6
4,50m	4	4	4	4	3,8	3,3
5,00m	3,9	3,85	4	3,4	3,1	
5,50m	3,25	3,15	3,2	3,2	2,7	
5,88m	2,8	2,75	2,8	2,8	2,5	
6,50m		2,25	2,25	2,25	2,2	
7,15m		1,85	1,85	1,85	1,85	
7,50m			1,65	1,65	1,65	
8,00m			1,45	1,45	1,45	
8,42m			1,3	1,25	1,25	
9,00m				1,05	1,05	
9,68m				0,9	0,9	
10,00m					0,8	
10,50m					0,7	
10,95m					0,6	

MC100RE

090-DIA-02187

Diagramma di portata (t) - Capacity diagram (t)
 Traglastdiagramm (t) - Tableau des charges (t)
 Lastendiagram (t) - Diagrama de las cargas (t)

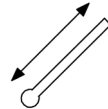
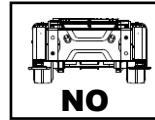
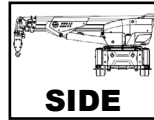
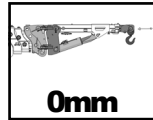



(t)	3.93m	5.20m	6.47m	7.73m	9.00m
1,50m	4	4			
2,00m	4	4	4		
2,50m	4	4	4	4	3,6
3,00m	4	4	4	4	3,6
3,50m	4	4	4	4	3,6
4,00m	4	4	4	4	3,6
4,50m	4	4	4	3,8	3,3
5,00m	4	4	4	3,4	3,1
5,50m	4	4	3,9	3,2	2,7
5,88m	4	4	3,7	3,1	2,5
6,50m		3,8	3,4	2,8	2,3
7,15m		3,3	3	2,6	2
7,50m			2,8	2,5	1,9
8,00m			2,5	2,2	1,8
8,42m			2,3	2	1,6
9,00m				1,8	1,5
9,68m				1,6	1,4
10,00m					1,3
10,50m					1,2
10,95m					1,1

MC100RE

090-DIA-02188

Diagramma di portata (t) - Capacity diagram (t)
 Traglastdiagramm (t) - Tableau des charges (t)
 Lastendiagram (t) - Diagrama de las cargas (t)

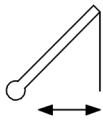
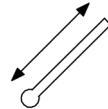
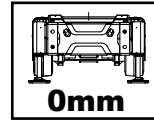
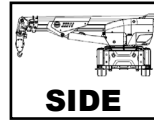
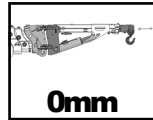



	(t)	3.93m	5.20m	6.47m	7.73m	9.00m
	1,50m	2,4	1,95			
	2,00m	2,4	1,95	1,55		
	2,50m	2,4	1,95	1,55	1,3	1,05
	3,00m	1,9	1,8	1,55	1,3	1,05
	3,50m	1,4	1,35	1,35	1,3	1,05
	4,00m	1,1	1,05	1,05	1,05	1,05
	4,50m	0,85	0,85	0,8	0,8	0,8
	5,00m	0,7	0,65	0,65	0,65	0,65
	5,50m	0,55	0,55	0,55	0,55	0,55
	5,88m	0,45	0,45	0,45	0,45	0,45
	6,50m		0,35	0,35	0,35	0,35
	7,15m		0,25	0,25	0,25	0,25
	7,50m			0,2	0,2	0,15
	8,00m			0,15	0,15	0,15

MC100RE

090-DIA-02189

Diagramma di portata (t) - Capacity diagram (t)
 Traglastdiagramm (t) - Tableau des charges (t)
 Lastendiagram (t) - Diagrama de las cargas (t)

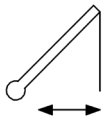
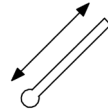
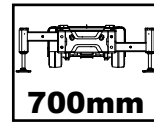
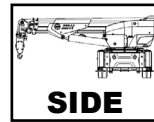
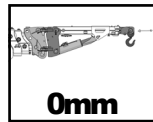



(t)	3.93m	5.20m	6.47m	7.73m	9.00m
1,50m	4	3,25			
2,00m	4	3,25	2,7		
2,50m	4	3,25	2,7	2,2	1,8
3,00m	3,25	3,1	2,7	2,2	1,8
3,50m	2,4	2,35	2,35	2,2	1,8
4,00m	1,9	1,85	1,8	1,8	1,8
4,50m	1,5	1,5	1,45	1,4	1,4
5,00m	1,2	1,2	1,2	1,15	1,15
5,50m	1	0,95	0,95	0,95	0,95
5,88m	0,85	0,85	0,85	0,85	0,85
6,50m		0,65	0,65	0,65	0,6
7,15m		0,5	0,5	0,45	0,45
7,50m			0,4	0,4	0,4
8,00m			0,3	0,3	0,3
8,42m			0,25	0,2	0,2
9,00m				0,15	0,1

MC100RE

090-DIA-02190

Diagramma di portata (t) - Capacity diagram (t)
 Traglastdiagramm (t) - Tableau des charges (t)
 Lastendiagramm (t) - Diagrama de las cargas (t)




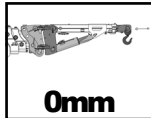

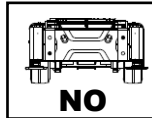
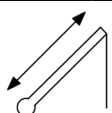
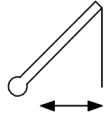
		3.93m	5.20m	6.47m	7.73m	9.00m
	(t)					
	1,50m	4	4			
	2,00m	4	4	4		
	2,50m	4	4	4	4	3,6
	3,00m	4	4	4	4	3,6
	3,50m	4	4	4	4	3,6
	4,00m	4	4	4	4	3,6
	4,50m	4	4	4	3,8	3,3
	5,00m	3,3	3,3	3,3	3,15	3,1
	5,50m	2,8	2,75	2,75	2,75	2,7
	5,88m	2,45	2,4	2,4	2,4	2,4
	6,50m		2	2	2	1,95
	7,15m		1,65	1,65	1,65	1,65
	7,50m			1,5	1,5	1,5
	8,00m			1,3	1,3	1,3
	8,42m			1,2	1,15	1,15
	9,00m				1	1
	9,68m				0,85	0,85
	10,00m					0,75
	10,50m					0,65
	10,95m					0,6

MC100RE

090-DIA-02191

Diagramma di portata (t) - Capacity diagram (t)
 Traglastdiagramm (t) - Tableau des charges (t)
 Lastendiagram (t) - Diagrama de las cargas (t)

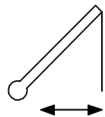
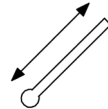
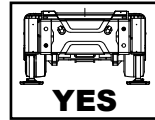

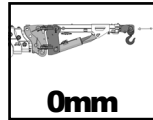



		 H. JIB 4t	 0mm	 REAR	 NO	
						
	(t)	3.93m	5.20m	6.47m	7.73m	9.00m
	1,50m	3,6	3,6			
	2,00m	3,6	3,6	3,15		
	2,50m	3,6	3,6	3,15	2,7	2,25
	3,00m	3,6	3,6	3,15	2,7	2,25
	3,50m	2,8	2,75	2,75	2,7	2,25
	4,00m	2,3	2,25	2,25	2,25	2,25
	4,50m	1,85	1,85	1,85	1,85	1,85
	5,00m	1,6	1,6	1,6	1,55	1,55
	5,50m	1,35	1,35	1,35	1,35	1,35
	5,88m	1,2	1,2	1,2	1,2	1,2
	6,50m		0,95	0,95	0,95	0,9
	7,15m		0,8	0,8	0,8	0,8
	7,50m			0,7	0,7	0,7
	8,00m			0,6	0,6	0,55
	8,42m			0,5	0,5	0,45
	9,00m				0,4	0,4
9,68m				0,3	0,3	
10,00m					0,25	
10,50m					0,2	
10,95m					0,15	

MC100RE

090-DIA-02192

Diagramma di portata (t) - Capacity diagram (t)
 Traglastdiagramm (t) - Tableau des charges (t)
 Lastendiagram (t) - Diagrama de las cargas (t)

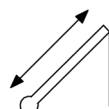
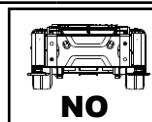
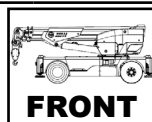
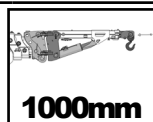


	(t)	3.93m	5.20m	6.47m	7.73m	9.00m
1,50m	4	4				
2,00m	4	4	4			
2,50m	4	4	4	4	4	3,6
3,00m	4	4	4	4	4	3,6
3,50m	4	4	4	4	4	3,6
4,00m	4	4	4	4	4	3,6
4,50m	4	4	4	4	3,8	3,3
5,00m	3,6	3,6	3,6	3,6	3,4	3,1
5,50m	3,15	3,05	3	3	3	2,7
5,88m	2,8	2,75	2,75	2,75	2,75	2,5
6,50m		2,35	2,3	2,3	2,3	2,3
7,15m		1,95	1,95	1,95	1,95	1,95
7,50m			1,8	1,8	1,8	1,8
8,00m			1,6	1,6	1,6	1,6
8,42m			1,45	1,4	1,4	1,4
9,00m					1,25	1,25
9,68m					1,05	1,05
10,00m						1
10,50m						0,9
10,95m						0,8

MC100RE

090-DIA-02193

Diagramma di portata (t) - Capacity diagram (t)
 Traglastdiagramm (t) - Tableau des charges (t)
 Lastendiagramm (t) - Diagrama de las cargas (t)




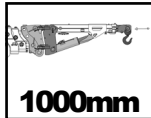

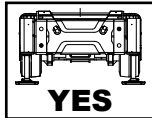
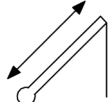
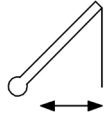
	(t)	3.93m	5.20m	6.47m	7.73m	9.00m
1,50m	2,6					
2,00m	2,6	2,6	2,6	2,6		
2,50m	2,6	2,6	2,6	2,6	2,6	
3,00m	2,6	2,6	2,6	2,6	2,6	2,6
3,50m	2,6	2,6	2,6	2,6	2,6	2,6
4,00m	2,6	2,6	2,6	2,6	2,6	2,6
4,50m	2,6	2,6	2,6	2,6	2,6	2,6
5,00m	2,6	2,6	2,6	2,6	2,6	2,6
5,50m	2,6	2,6	2,6	2,6	2,6	2,5
6,00m	2,6	2,6	2,6	2,6	2,6	2,3
6,88m	2,2	2,25	2,25	2,25	2,2	2,1
7,00m		2,1	2,1	2,1	2,1	2
7,50m		1,8	1,8	1,8	1,8	1,8
8,15m		1,55	1,55	1,5	1,5	1,5
8,50m			1,4	1,4	1,4	1,4
9,00m			1,2	1,2	1,2	1,2
9,42m			1,1	1,05	1,05	1,05
10,00m				0,9	0,9	0,9
10,68m				0,8	0,75	0,75
11,00m					0,7	0,7
11,95m					0,55	0,55

MC100RE

090-DIA-02194

Diagramma di portata (t) - Capacity diagram (t)
 Traglastdiagramm (t) - Tableau des charges (t)
 Lastendiagram (t) - Diagrama de las cargas (t)




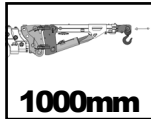
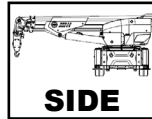
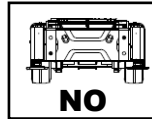
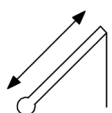
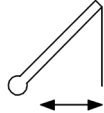
		 H. JIB 4t	 1000mm	 FRONT	 YES		
							
	(t)	3.93m	5.20m	6.47m	7.73m	9.00m	
	1,50m	2,6					
	2,00m	2,6	2,6	2,6			
	2,50m	2,6	2,6	2,6	2,6		
	3,00m	2,6	2,6	2,6	2,6	2,6	
	3,50m	2,6	2,6	2,6	2,6	2,6	2,6
	4,00m	2,6	2,6	2,6	2,6	2,6	2,6
	4,50m	2,6	2,6	2,6	2,6	2,6	2,6
	5,00m	2,6	2,6	2,6	2,6	2,6	2,6
	5,50m	2,6	2,6	2,6	2,6	2,6	2,5
	6,00m	2,6	2,6	2,6	2,6	2,6	2,3
	6,88m	2,6	2,6	2,6	2,5	2,1	
	7,00m		2,6	2,6	2,5	2	
	7,50m			2,6	2,6	2,2	1,8
	8,15m			2,5	2,5	2,1	1,7
	8,50m				2,3	2	1,6
	9,00m				2	1,8	1,5
	9,42m				1,9	1,7	1,4
10,00m					1,5	1,2	
10,68m					1,3	1,1	
11,00m						1,1	
11,95m						0,9	

MC100RE

090-DIA-02195

Diagramma di portata (t) - Capacity diagram (t)
 Traglastdiagramm (t) - Tableau des charges (t)
 Lastendiagram (t) - Diagrama de las cargas (t)




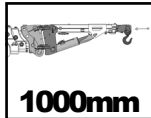
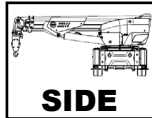
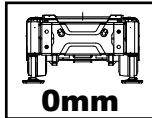
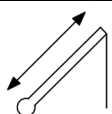
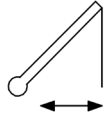
		 H. JIB 4t	 1000mm	 SIDE	 NO		
							
		(t)	3.93m	5.20m	6.47m	7.73m	9.00m
	1,50m	1,6					
	2,00m	1,6	1,35	1,15			
	2,50m	1,6	1,35	1,15	0,95		
	3,00m	1,6	1,35	1,15	0,95	0,85	
	3,50m	1,55	1,35	1,15	0,95	0,85	
	4,00m	1,3	1,25	1,15	0,95	0,85	
	4,50m	1	1	0,95	0,95	0,85	
	5,00m	0,8	0,8	0,8	0,8	0,75	
	5,50m	0,65	0,65	0,65	0,6	0,6	
	6,00m	0,55	0,55	0,55	0,55	0,55	
	6,88m	0,35	0,35	0,35	0,35	0,35	
	7,00m		0,35	0,35	0,35	0,35	
	7,50m		0,25	0,25	0,25	0,25	
	8,15m		0,2	0,2	0,15	0,15	
8,50m			0,15	0,15	0,15		

MC100RE

090-DIA-02196

Diagramma di portata (t) - Capacity diagram (t)
 Traglastdiagramm (t) - Tableau des charges (t)
 Lastendiagram (t) - Diagrama de las cargas (t)




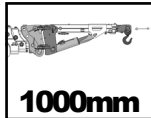
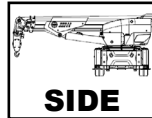
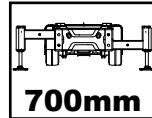
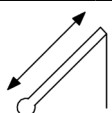
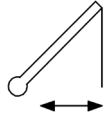
		 H. JIB 4t	 1000mm	 SIDE	 0mm			
								
	(t)	3.93m	5.20m	6.47m	7.73m	9.00m		
	1,50m	2,6						
	2,00m	2,6	2,35	1,95				
	2,50m	2,6	2,35	1,95	1,65			
	3,00m	2,6	2,35	1,95	1,65	1,4		
	3,50m	2,6	2,35	1,95	1,65	1,4		
	4,00m	2,15	2,1	1,95	1,65	1,4		
	4,50m	1,75	1,75	1,65	1,65	1,4		
	5,00m	1,4	1,4	1,4	1,35	1,3		
	5,50m	1,15	1,15	1,1	1,05	1		
	6,00m	0,95	0,95	0,9	0,9	0,9		
	6,88m	0,7	0,7	0,7	0,65	0,7		
	7,00m		0,65	0,65	0,65	0,6		
	7,50m		0,5	0,5	0,5	0,5		
	8,15m		0,4	0,4	0,4	0,35		
	8,50m			0,3	0,3	0,3		
9,00m			0,25	0,25	0,25			
9,42m			0,2	0,15	0,15			

MC100RE

090-DIA-02197

Diagramma di portata (t) - Capacity diagram (t)
 Traglastdiagramm (t) - Tableau des charges (t)
 Lastendiagram (t) - Diagrama de las cargas (t)

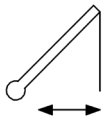
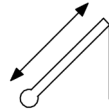
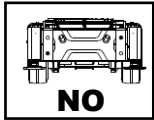

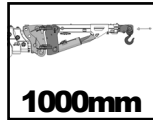



		 H. JIB 4t	 1000mm	 SIDE	 700mm			
								
		(t)	3.93m	5.20m	6.47m	7.73m	9.00m	
	1,50m	2,6						
	2,00m	2,6	2,6	2,6	2,6			
	2,50m	2,6	2,6	2,6	2,6	2,6		
	3,00m	2,6	2,6	2,6	2,6	2,6	2,6	
	3,50m	2,6	2,6	2,6	2,6	2,6	2,6	2,6
	4,00m	2,6	2,6	2,6	2,6	2,6	2,6	2,6
	4,50m	2,6	2,6	2,6	2,6	2,6	2,6	2,6
	5,00m	2,6	2,6	2,6	2,6	2,6	2,6	2,6
	5,50m	2,6	2,6	2,6	2,6	2,6	2,6	2,5
	6,00m	2,5	2,5	2,5	2,5	2,5	2,5	2,3
	6,88m	1,95	1,95	1,95	1,95	1,95	1,95	2
	7,00m		1,85	1,85	1,85	1,85	1,85	1,85
	7,50m		1,65	1,65	1,65	1,65	1,65	1,65
	8,15m		1,4	1,4	1,4	1,4	1,4	1,35
	8,50m			1,25	1,25	1,25	1,25	1,25
	9,00m			1,1	1,1	1,1	1,1	1,1
	9,42m			1	1	1	1	1
10,00m					0,85	0,85	0,85	
10,68m					0,75	0,7	0,7	
11,00m							0,65	
11,95m							0,5	

MC100RE

090-DIA-02198

Diagramma di portata (t) - Capacity diagram (t)
 Traglastdiagramm (t) - Tableau des charges (t)
 Lastendiagram (t) - Diagrama de las cargas (t)

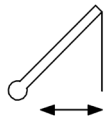
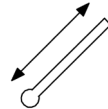
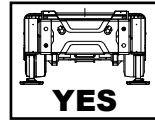

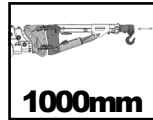



(t)	3.93m	5.20m	6.47m	7.73m	9.00m
1,50m	2,3				
2,00m	2,3	2,3	2,3		
2,50m	2,3	2,3	2,3	2,05	
3,00m	2,3	2,3	2,3	2,05	1,8
3,50m	2,3	2,3	2,3	2,05	1,8
4,00m	2,3	2,3	2,3	2,05	1,8
4,50m	2,1	2,1	2	2,05	1,8
5,00m	1,8	1,75	1,75	1,75	1,7
5,50m	1,5	1,5	1,5	1,4	1,4
6,00m	1,3	1,3	1,25	1,25	1,2
6,88m	1	1	1	0,95	1
7,00m		0,9	0,9	0,9	0,9
7,50m		0,8	0,8	0,8	0,8
8,15m		0,65	0,65	0,65	0,65
8,50m			0,6	0,6	0,6
9,00m			0,5	0,45	0,45
9,42m			0,45	0,45	0,45
10,00m				0,35	0,35
10,68m				0,25	0,25
11,00m					0,2
11,95m					0,15

MC100RE

090-DIA-02199

Diagramma di portata (t) - Capacity diagram (t)
 Traglastdiagramm (t) - Tableau des charges (t)
 Lastendiagram (t) - Diagrama de las cargas (t)



	(t)	3.93m	5.20m	6.47m	7.73m	9.00m
1,50m	2,6					
2,00m	2,6	2,6	2,6	2,6		
2,50m	2,6	2,6	2,6	2,6	2,6	
3,00m	2,6	2,6	2,6	2,6	2,6	2,6
3,50m	2,6	2,6	2,6	2,6	2,6	2,6
4,00m	2,6	2,6	2,6	2,6	2,6	2,6
4,50m	2,6	2,6	2,6	2,6	2,6	2,6
5,00m	2,6	2,6	2,6	2,6	2,6	2,6
5,50m	2,6	2,6	2,6	2,6	2,6	2,5
6,00m	2,6	2,6	2,6	2,6	2,6	2,3
6,88m	2,25	2,25	2,25	2,25	2,2	2,1
7,00m		2,15	2,15	2,15	2,15	2
7,50m		1,9	1,9	1,9	1,9	1,8
8,15m		1,65	1,65	1,65	1,65	1,6
8,50m			1,55	1,55	1,55	1,5
9,00m			1,35	1,35	1,35	1,35
9,42m			1,25	1,25	1,25	1,25
10,00m				1,05	1,05	1,05
10,68m				0,95	0,95	0,95
11,00m						0,9
11,95m						0,7

MC100RE

090-DIA-02200