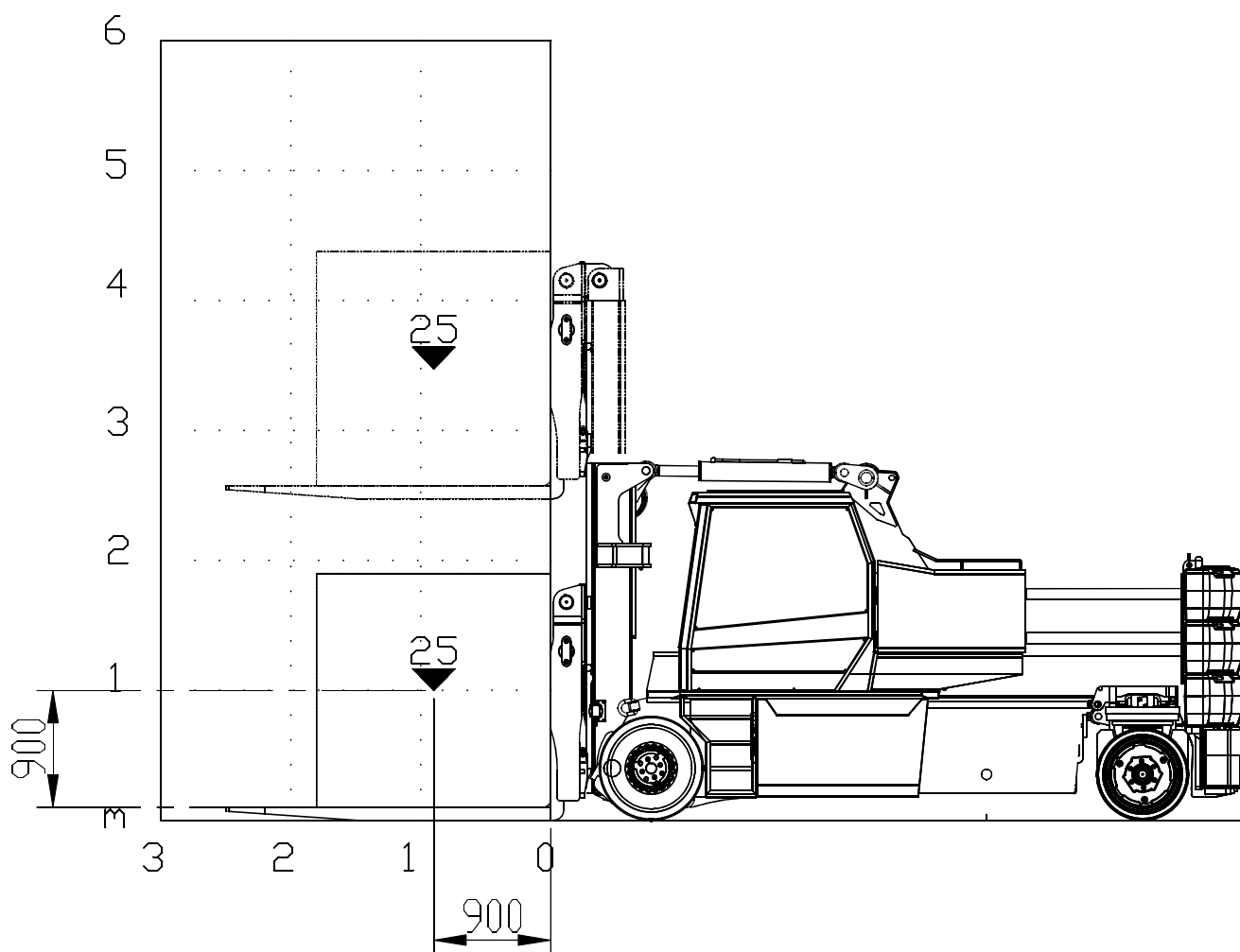


DIAGRAMMA DELLE PORTATE (t)
CAPACITY DIAGRAM (t)
TRAGLASTDIAGRAMM (t)
LASTENDIAGRAM (t)
TABLEAU DES CHARGES (t)
DIAGRAMA DE LAS CARGAS (t)

JMG

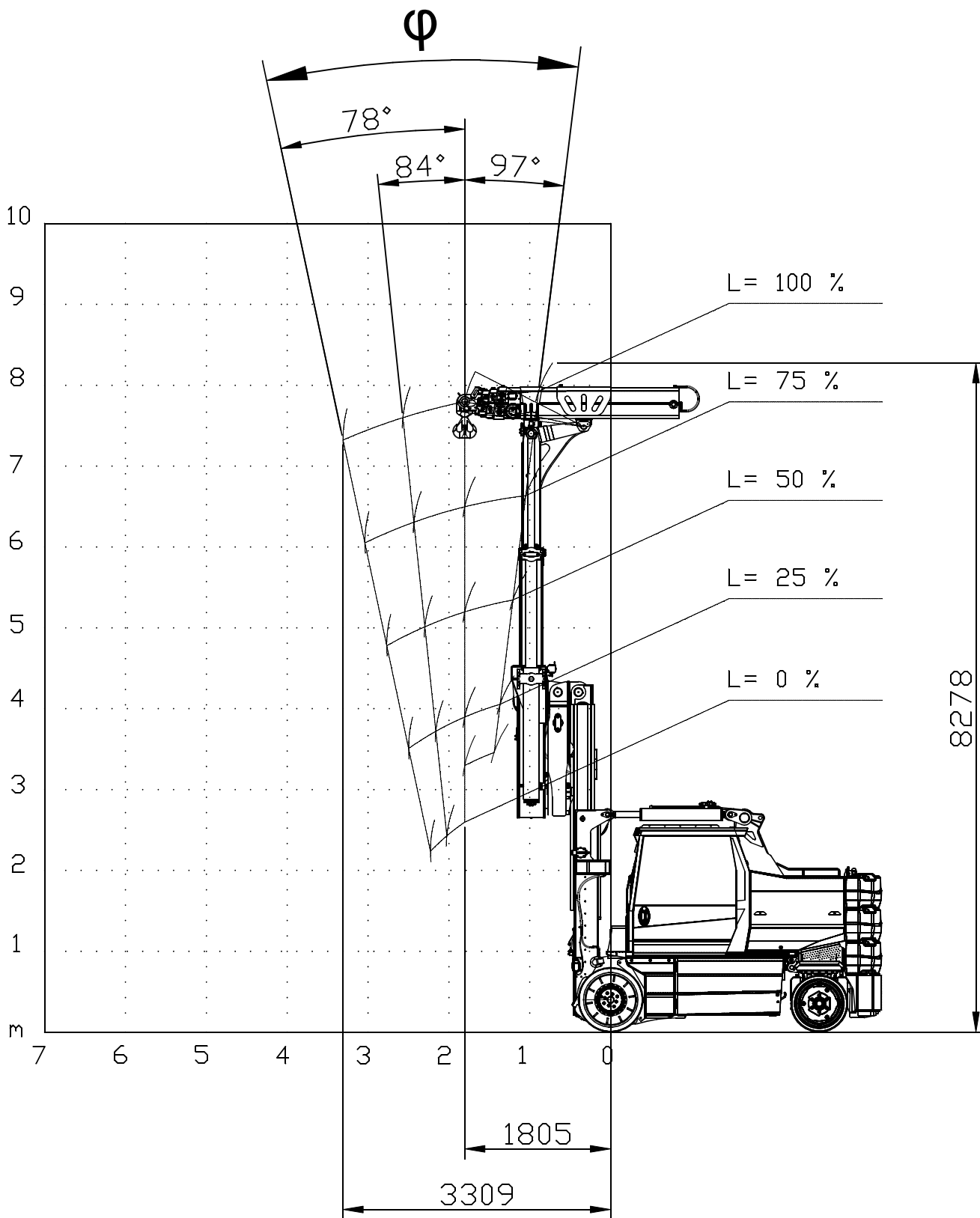


MC 250.09 FL

Cod.: 090-DIA-07653 / 1:55

DIAGRAMMA DELLE PORTATE (t)
 CAPACITY DIAGRAM (t)
 TRAGLASTDIAGRAMM (t)
 LASTENDIAGRAM (t)
 TABLEAU DES CHARGES (t)
 DIAGRAMA DE LAS CARGAS (t)

JMG

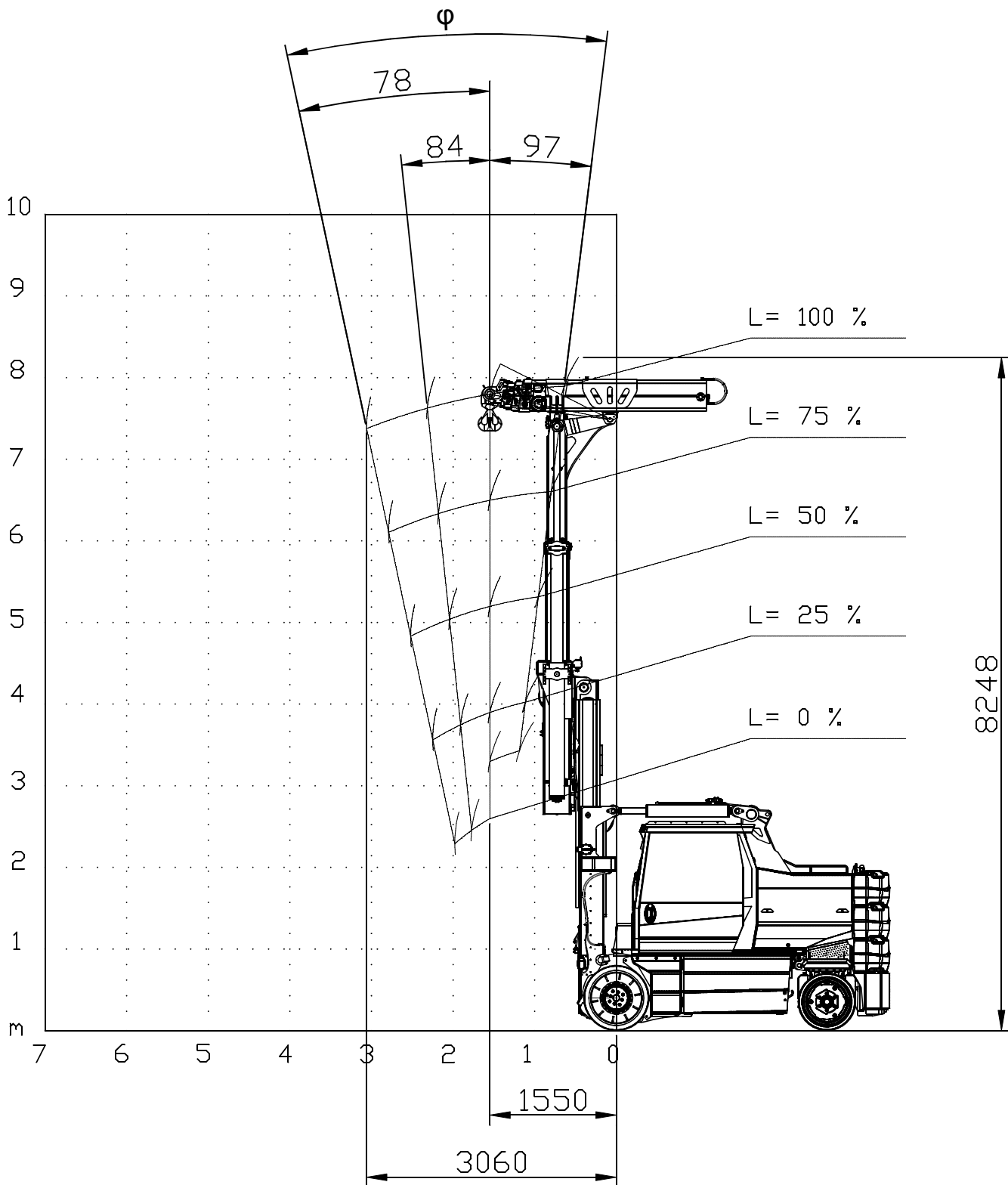


MC 250.09 FL

Cod.: 090-TAR-07435 / 1:70

DIAGRAMMA DELLE PORTATE (t)
 CAPACITY DIAGRAM (t)
 TRAGLASTDIAGRAMM (t)
 LASTENDIAGRAM (t)
 TABLEAU DES CHARGES (t)
 DIAGRAMA DE LAS CARGAS (t)

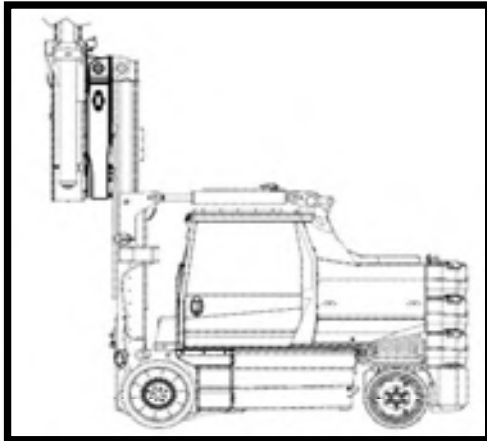
JMG



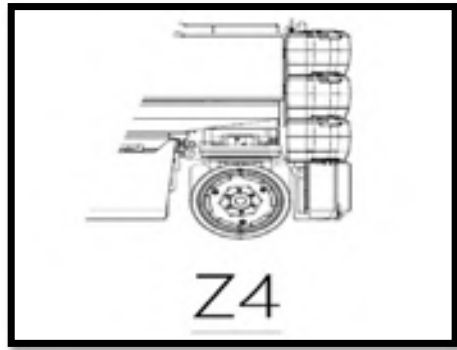
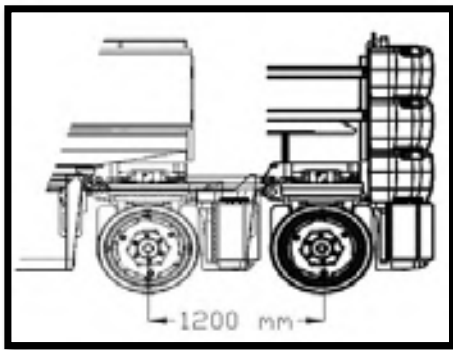
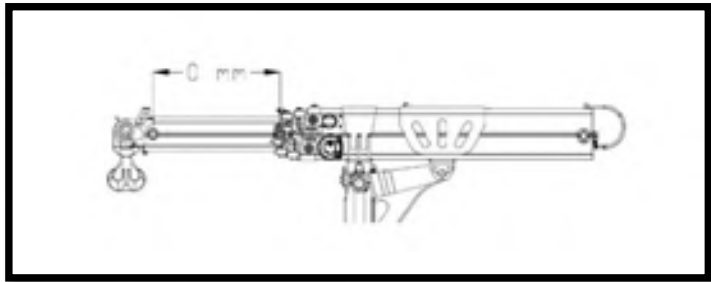
MC 250.09 FL

Cod.: 090-TAR-07438 A 1:70

Diagramma di portata (t) - Capacity diagram (t)
 Traglastdiagramm (t) - Tableau des charges (t)
 Lastendiagram (t) - Diagrama de las cargas (t)



rif: 090-TAR-07435



kg	φ			
<u>L</u>	78°	84°	90°	97°
100%	9300	13000	19700	25000
75%	10300	13800	19700	25000
50%	11500	14700	19700	25000
25%	13300	16000	19700	25000
0%	15600	17400	19700	23000

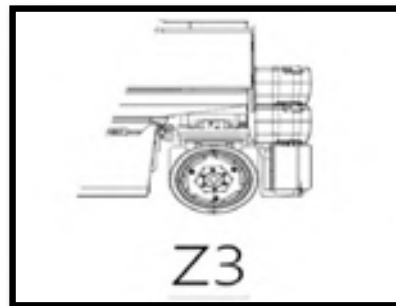
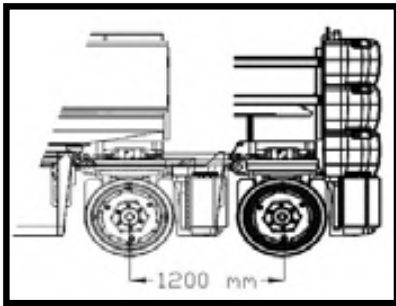
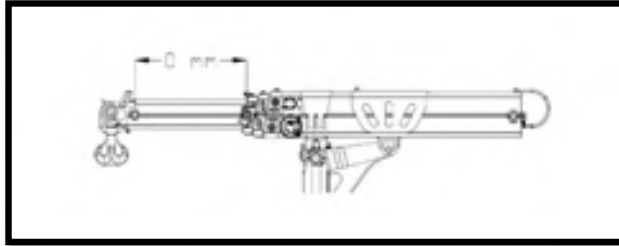
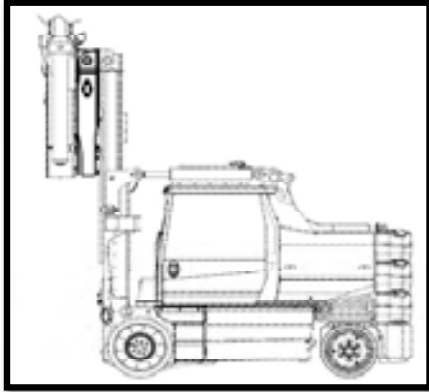
MC250FL

090-DIA-07450

Diagramma di portata (t) - Capacity diagram (t)
 Traglastdiagramm (t) - Tableau des charges (t)
 Lastendiagramm (t) - Diagrama de las cargas (t)



rif: 090-TAR-07435



kg	ϕ			
	78°	84°	90°	97°
L				
100%	7700	10900	16800	25000
75%	8500	11600	16800	25000
50%	9500	12400	16800	25000
25%	11200	13600	16800	22500
0%	13300	14800	16800	19800

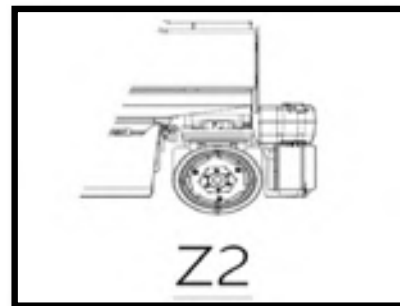
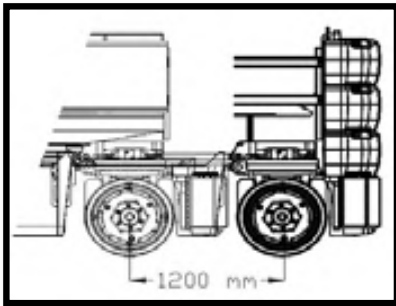
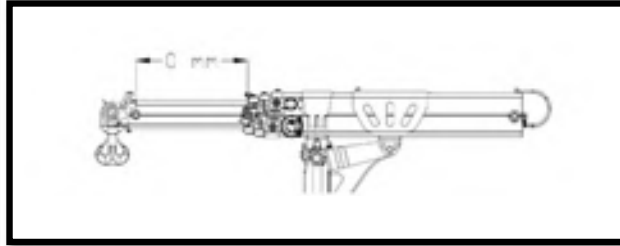
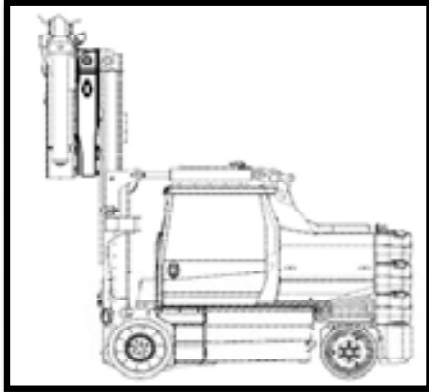
MC250FL

090-DIA-07451

Diagramma di portata (t) - Capacity diagram (t)
 Traglastdiagramm (t) - Tableau des charges (t)
 Lastendiagramm (t) - Diagrama de las cargas (t)



rif: 090-TAR-07435



kg	φ			
	78°	84°	90°	97°
L				
100%	6100	8900	13900	25000
75%	6800	9500	13900	25000
50%	7600	10100	13900	21900
25%	9100	11100	13900	18900
0%	10900	12200	13900	16500

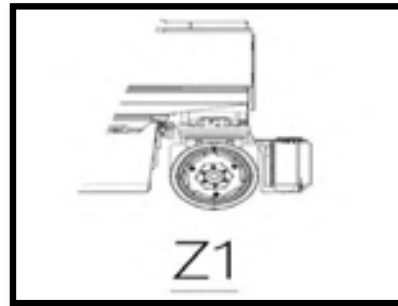
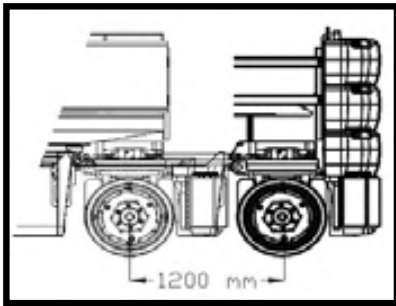
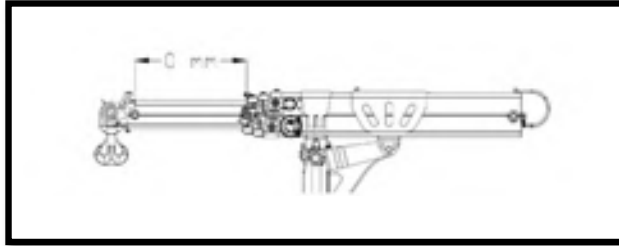
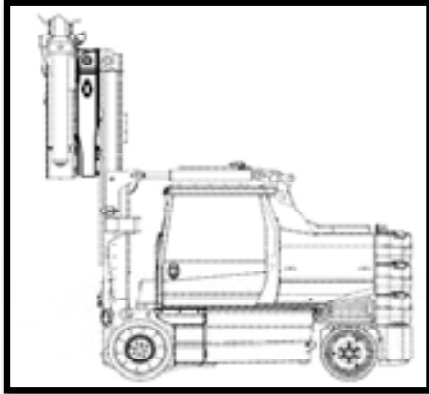
MC250FL

090-DIA-07452

Diagramma di portata (t) - Capacity diagram (t)
 Traglastdiagramm (t) - Tableau des charges (t)
 Lastendiagramm (t) - Diagrama de las cargas (t)



rif: 090-TAR-07435



kg	ϕ			
	78°	84°	90°	97°
L				
100%	4500	6800	11000	24000
75%	5000	7300	11000	20500
50%	5700	7800	11000	17800
25%	6900	8700	11000	15200
0%	8500	9600	11000	13200

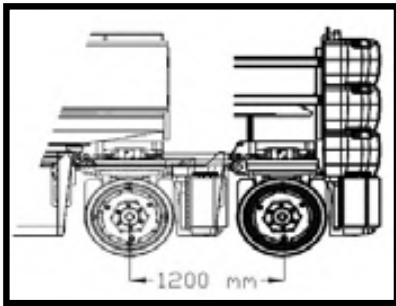
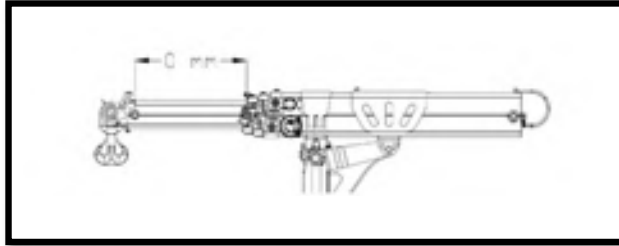
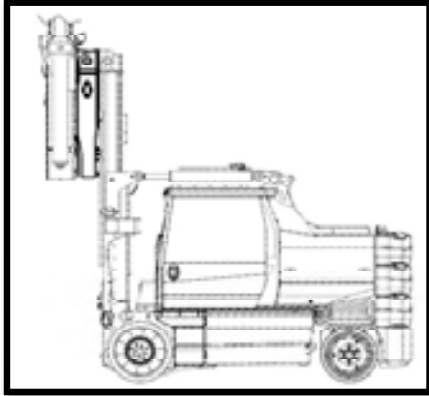
MC250FL

090-DIA-07453

Diagramma di portata (t) - Capacity diagram (t)
 Traglastdiagramm (t) - Tableau des charges (t)
 Lastendiagramm (t) - Diagrama de las cargas (t)



rif: 090-TAR-07435



kg	ϕ			
	78°	84°	90°	97°
L				
100%	3100	5100	8700	19600
75%	3600	5500	8700	16600
50%	4100	5900	8700	14400
25%	5200	6700	8700	12200
0%	6500	7500	8700	10500

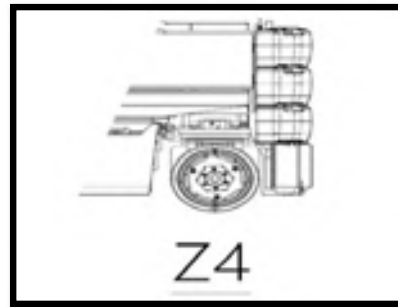
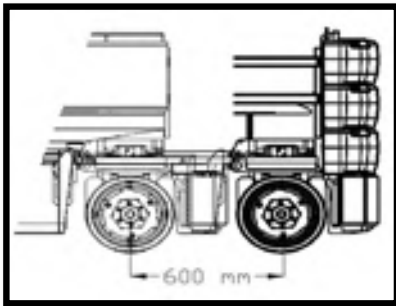
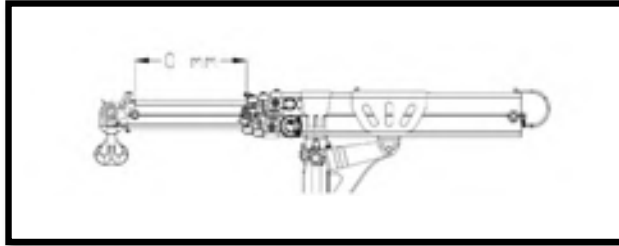
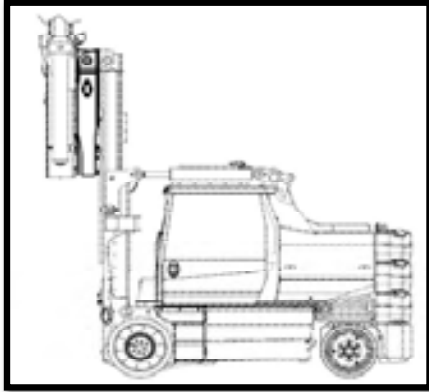
MC250FL

090-DIA-07454

Diagramma di portata (t) - Capacity diagram (t)
 Traglastdiagramm (t) - Tableau des charges (t)
 Lastendiagram (t) - Diagrama de las cargas (t)



rif: 090-TAR-07435



kg	ϕ			
	78°	84°	90°	97°
L				
100%	7400	10600	16300	25000
75%	8200	11200	16300	25000
50%	9200	12000	16300	25000
25%	10800	13100	16300	21900
0%	12800	14400	16300	19200

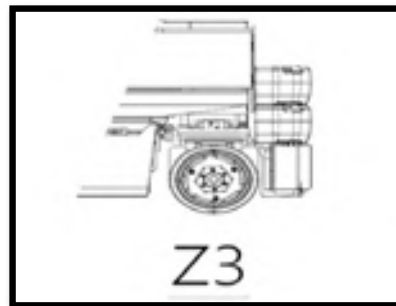
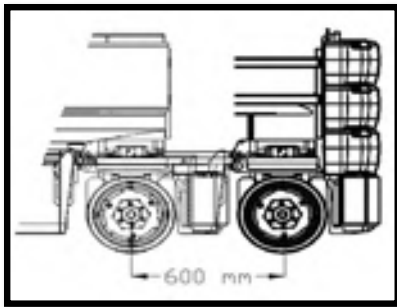
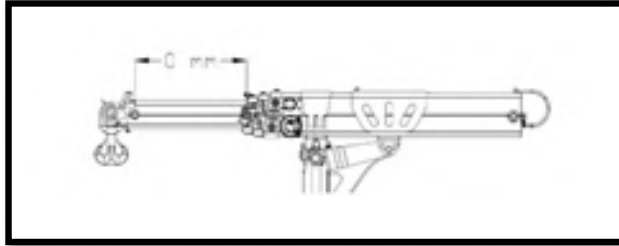
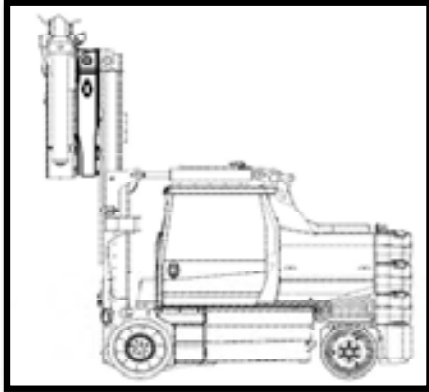
MC250FL

090-DIA-07455

Diagramma di portata (t) - Capacity diagram (t)
 Traglastdiagramm (t) - Tableau des charges (t)
 Lastendiagramm (t) - Diagrama de las cargas (t)



rif: 090-TAR-07435



kg	ϕ			
	78°	84°	90°	97°
L				
100%	6000	8800	13800	25000
75%	6700	9400	13800	24900
50%	7500	10000	13800	21700
25%	9000	11000	13800	18800
0%	10800	12200	13800	16400

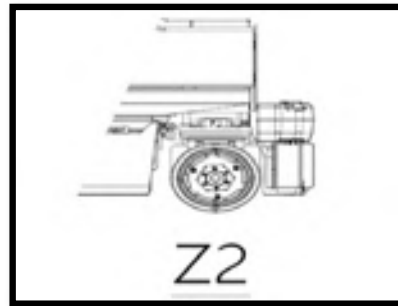
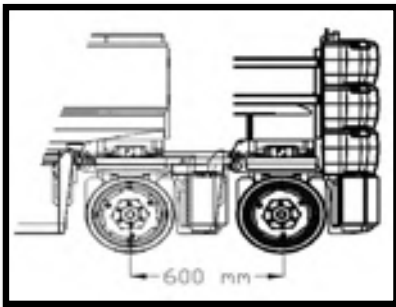
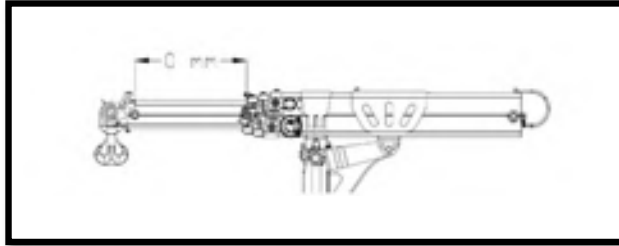
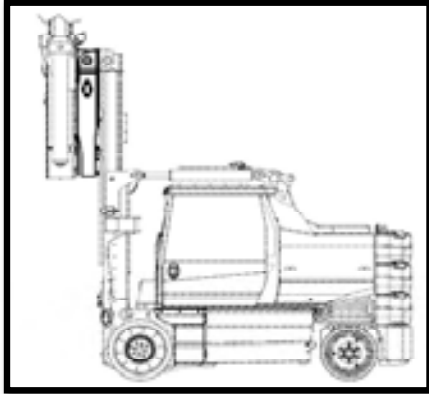
MC250FL

090-DIA-07456

Diagramma di portata (t) - Capacity diagram (t)
 Traglastdiagramm (t) - Tableau des charges (t)
 Lastendiagramm (t) - Diagrama de las cargas (t)



rif: 090-TAR-07435



kg	ϕ			
	78°	84°	90°	97°
L				
100%	4600	7000	11300	24500
75%	5200	7500	11300	21000
50%	5900	8100	11300	18200
25%	7200	8900	11300	15600
0%	8800	9900	11300	13500

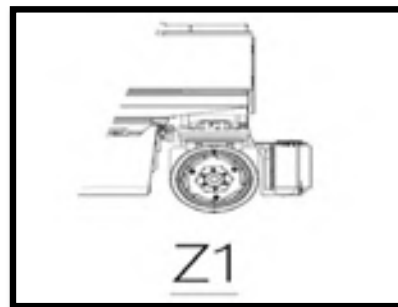
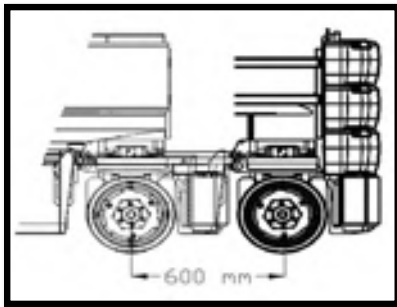
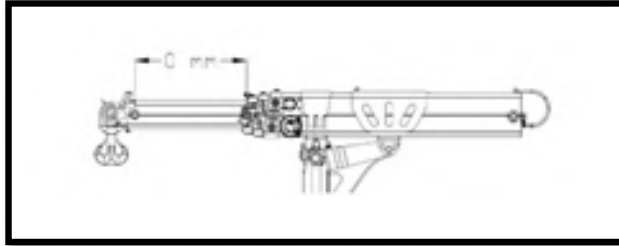
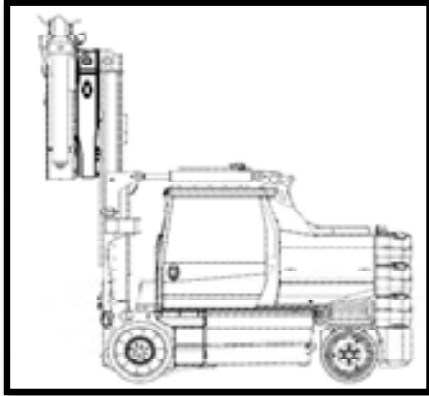
MC250FL

090-DIA-07457

Diagramma di portata (t) - Capacity diagram (t)
 Traglastdiagramm (t) - Tableau des charges (t)
 Lastendiagramm (t) - Diagrama de las cargas (t)



rif: 090-TAR-07435



kg	ϕ			
	78°	84°	90°	97°
L				
100%	3200	5300	8900	20000
75%	3700	5600	8900	17000
50%	4200	6100	8900	14700
25%	5300	6800	8900	12500
0%	6700	7700	8900	10700

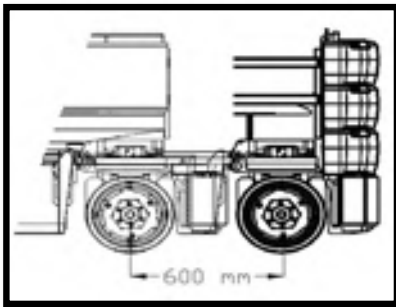
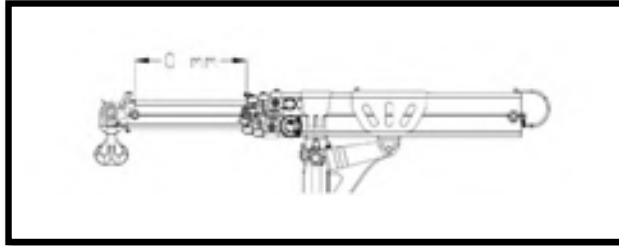
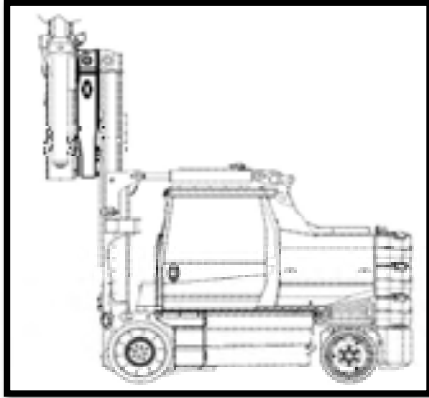
MC250FL

090-DIA-07458

Diagramma di portata (t) - Capacity diagram (t)
 Traglastdiagramm (t) - Tableau des charges (t)
 Lastendiagramm (t) - Diagrama de las cargas (t)



rif: 090-TAR-07435



kg	ϕ			
	78°	84°	90°	97°
<u>L</u>				
100%	2100	3800	6800	16200
75%	2500	4100	6800	13700
50%	2900	4400	6800	11800
25%	3800	5100	6800	9900
0%	5000	5800	6800	8400

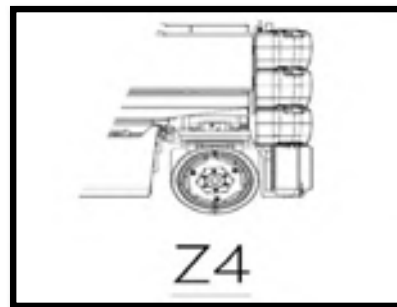
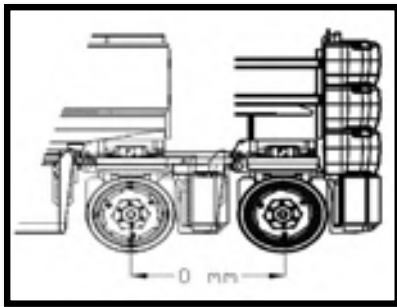
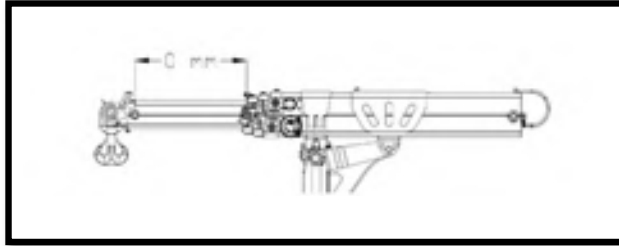
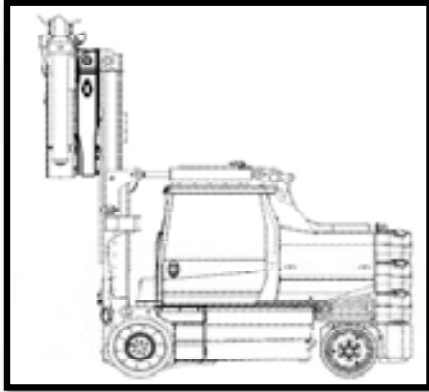
MC250FL

090-DIA-07459

Diagramma di portata (t) - Capacity diagram (t)
 Traglastdiagramm (t) - Tableau des charges (t)
 Lastendiagramm (t) - Diagrama de las cargas (t)



rif: 090-TAR-07435



kg	Φ			
	78°	84°	90°	97°
L				
100%	5500	8100	12900	25000
75%	6200	8700	12900	23500
50%	6900	9300	12900	20500
25%	8300	10300	12900	17600
0%	10100	11300	12900	15300

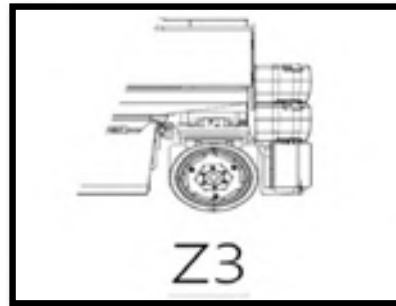
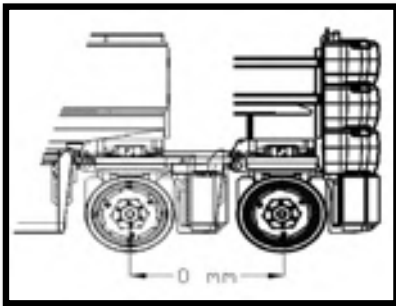
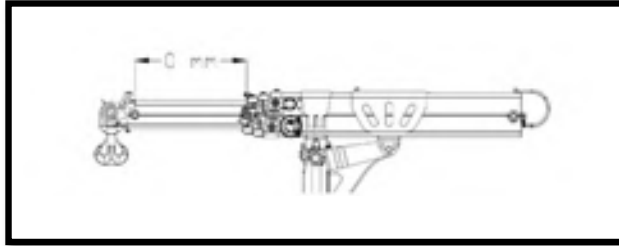
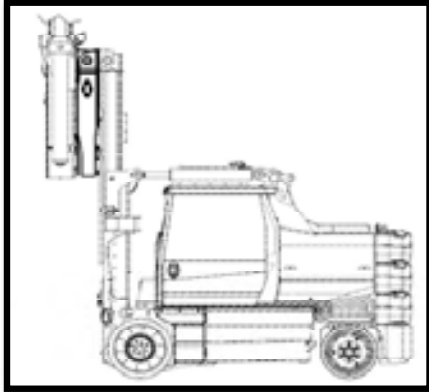
MC250FL

090-DIA-07460

Diagramma di portata (t) - Capacity diagram (t)
 Traglastdiagramm (t) - Tableau des charges (t)
 Lastendiagramm (t) - Diagrama de las cargas (t)



rif: 090-TAR-07435



kg	Φ			
	78°	84°	90°	97°
L				
100%	4400	6700	10800	23600
75%	4900	7100	10800	20200
50%	5600	7700	10800	17500
25%	6800	8500	10800	15000
0%	8300	9500	10800	13000

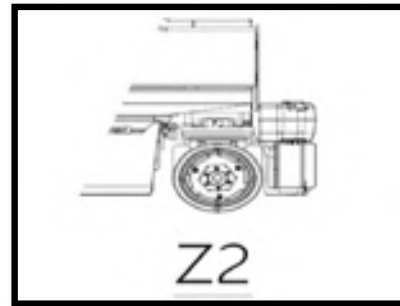
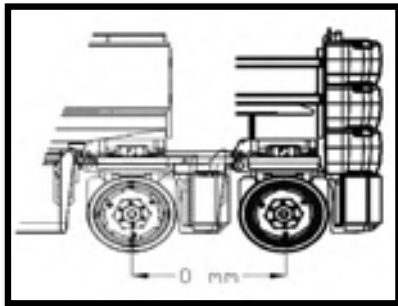
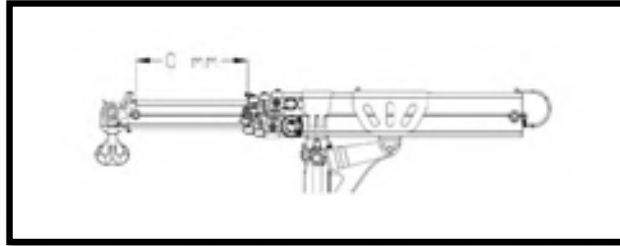
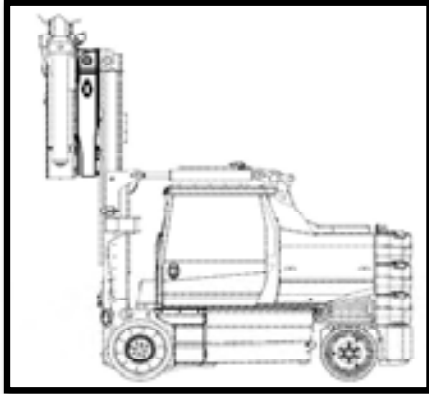
MC250FL

090-DIA-07461

Diagramma di portata (t) - Capacity diagram (t)
 Traglastdiagramm (t) - Tableau des charges (t)
 Lastendiagramm (t) - Diagrama de las cargas (t)



rif: 090-TAR-07435



kg	Φ			
	78°	84°	90°	97°
<u>L</u>				
100%	3200	5200	8800	19800
75%	3600	5600	8800	16800
50%	4200	6000	8800	14600
25%	5300	6800	8800	12400
0%	6600	7600	8800	10600

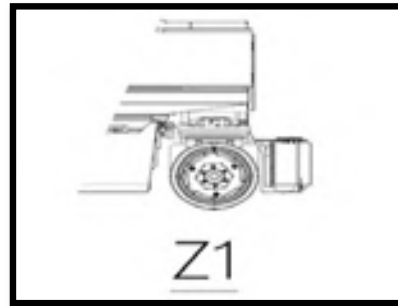
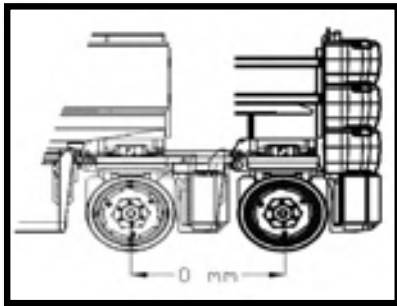
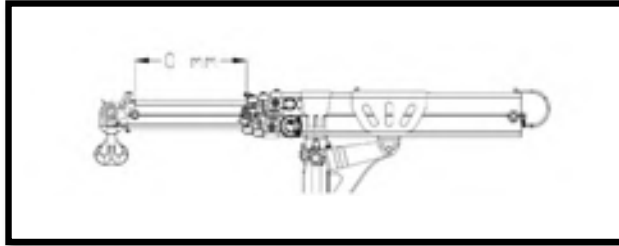
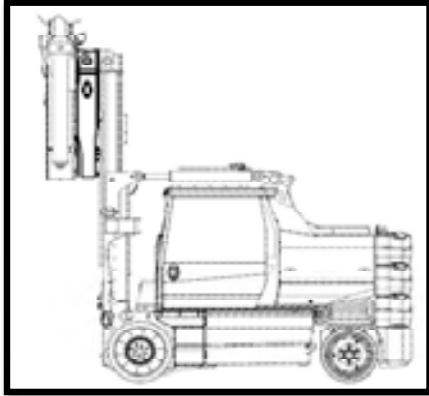
MC250FL

090-DIA-07462

Diagramma di portata (t) - Capacity diagram (t)
 Traglastdiagramm (t) - Tableau des charges (t)
 Lastendiagramm (t) - Diagrama de las cargas (t)



rif: 090-TAR-07435



kg	ϕ			
	78°	84°	90°	97°
L				
100%	2000	3700	6700	15900
75%	2400	4000	6700	13500
50%	2800	4400	6700	11700
25%	3800	5000	6700	9800
0%	4900	5700	6700	8200

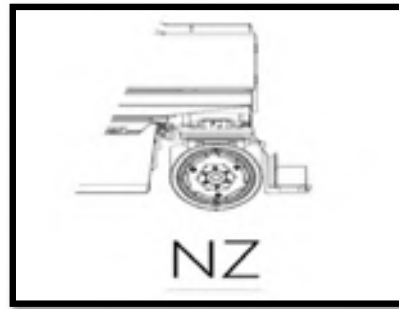
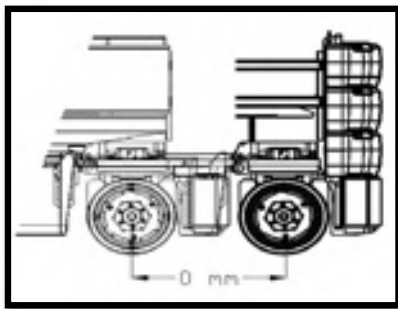
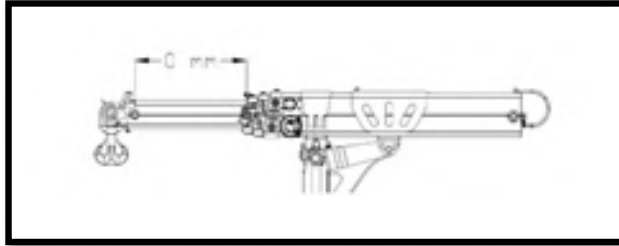
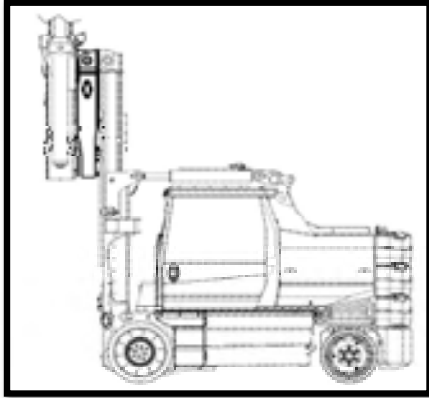
MC250FL

090-DIA-07463

Diagramma di portata (t) - Capacity diagram (t)
 Traglastdiagramm (t) - Tableau des charges (t)
 Lastendiagramm (t) - Diagrama de las cargas (t)



rif: 090-TAR-07435



kg	ϕ			
	78°	84°	90°	97°
L				
100%	1100	2500	5000	12800
75%	1300	2700	5000	10800
50%	1700	3000	5000	9300
25%	2500	3600	5000	7600
0%	3500	4200	5000	6300

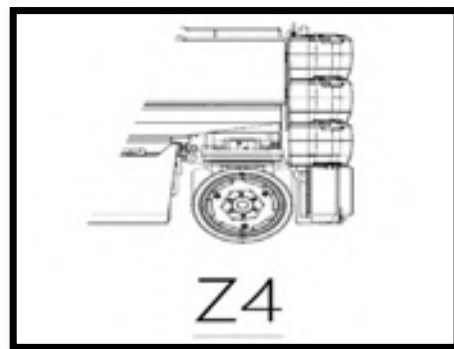
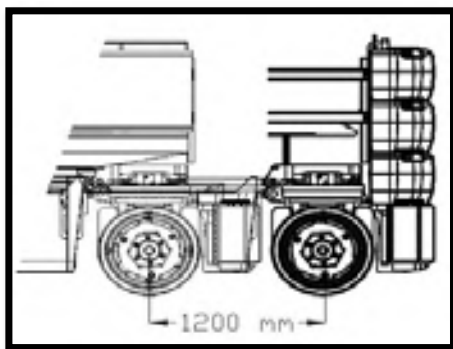
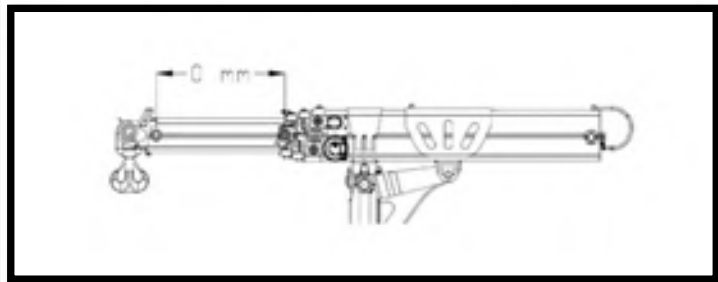
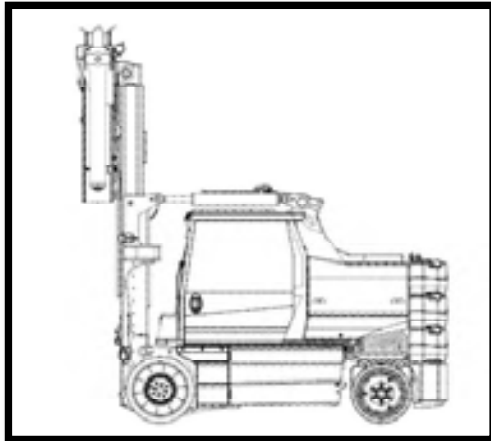
MC250FL

090-DIA-07464

Diagramma di portata (t) - Capacity diagram (t)
 Traglastdiagramm (t) - Tableau des charges (t)
 Lastendiagram (t) - Diagrama de las cargas (t)



rif: 090-TAR-07438



kg	φ			
<u>L</u>	78°	84°	90°	97°
100%	11300	15900	25000	25000
75%	12600	17100	25000	25000
50%	14200	18300	25000	25000
25%	16400	20000	25000	25000
0%	19300	21800	25000	25000

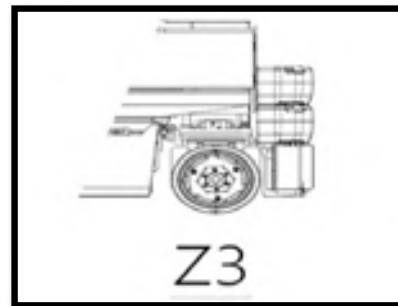
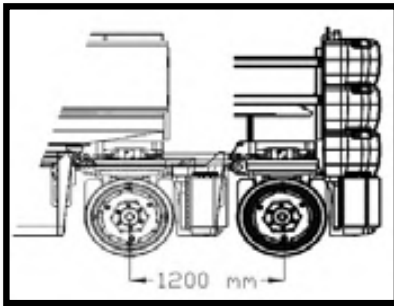
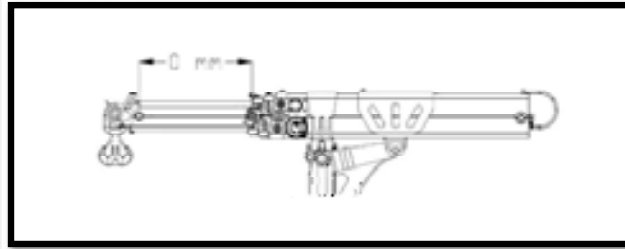
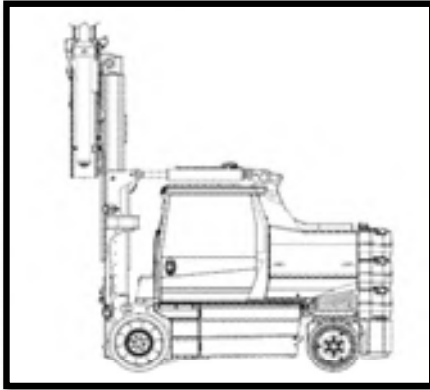
MC250FL

090-DIA-07540

Diagramma di portata (t) - Capacity diagram (t)
 Traglastdiagramm (t) - Tableau des charges (t)
 Lastendiagramm (t) - Diagrama de las cargas (t)



rif: 090-TAR-07438



kg	φ			
	78°	84°	90°	97°
L				
100%	9500	13600	21600	25000
75%	10600	14600	21600	25000
50%	12000	15700	21600	25000
25%	14000	17100	21600	25000
0%	16600	18800	21600	25000

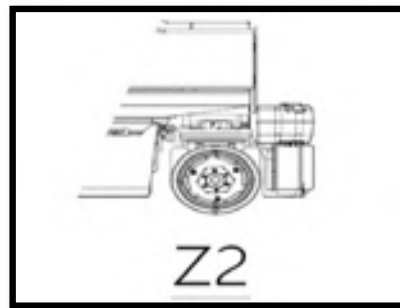
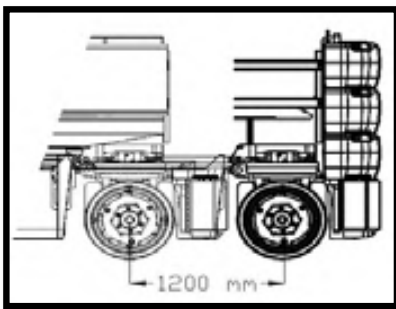
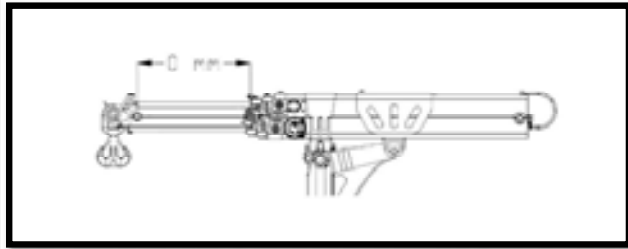
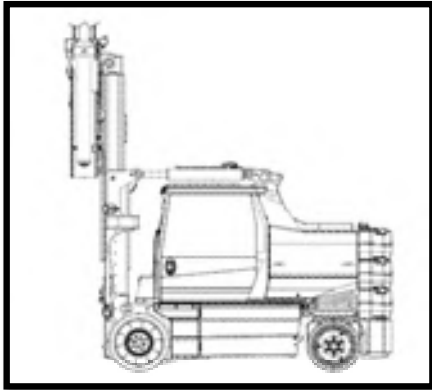
MC250FL

090-DIA-07541

Diagramma di portata (t) - Capacity diagram (t)
 Traglastdiagramm (t) - Tableau des charges (t)
 Lastendiagramm (t) - Diagrama de las cargas (t)



ref: 090-TAR-07438



kg	ϕ			
	78°	84°	90°	97°
L				
100%	7700	11200	18100	25000
75%	8700	12100	18100	25000
50%	9800	13000	18100	25000
25%	11600	14300	18100	25000
0%	13800	15700	18100	21900

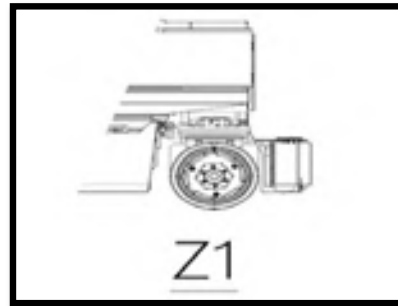
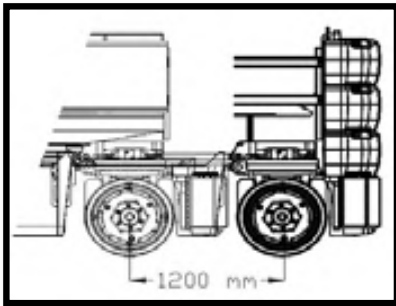
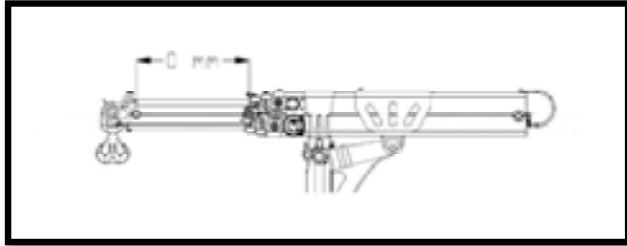
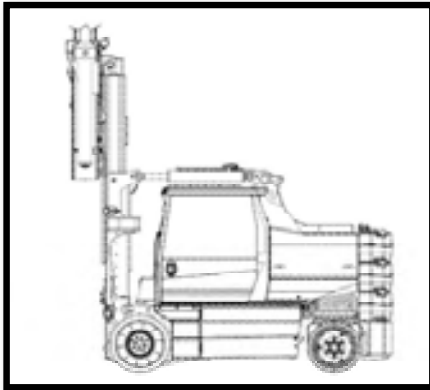
MC250FL

090-DIA-07542

Diagramma di portata (t) - Capacity diagram (t)
 Traglastdiagramm (t) - Tableau des charges (t)
 Lastendiagramm (t) - Diagrama de las cargas (t)



rif: 090-TAR-07438



kg	φ			
	78°	84°	90°	97°
L				
100%	5900	8900	14700	25000
75%	6700	9600	14700	25000
50%	7700	10400	14700	24800
25%	9200	11400	14700	20900
0%	11100	12700	14700	17900

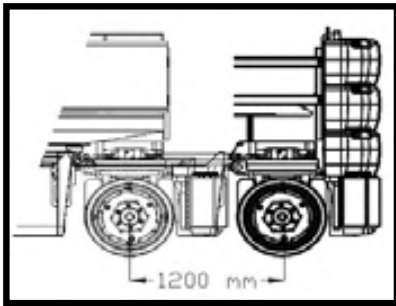
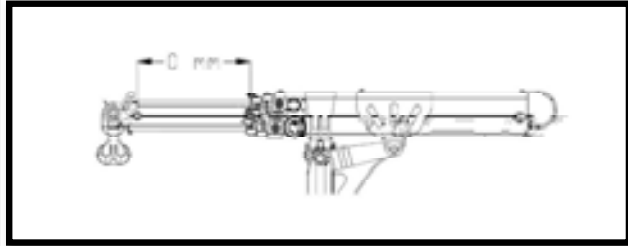
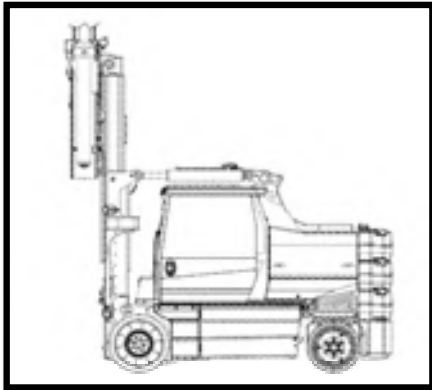
MC250FL

090-DIA-07543

Diagramma di portata (t) - Capacity diagram (t)
 Traglastdiagramm (t) - Tableau des charges (t)
 Lastendiagramm (t) - Diagrama de las cargas (t)



rif: 090-TAR-07438



kg	φ			
	78°	84°	90°	97°
L				
100%	4500	7000	11800	25000
75%	5100	7500	11800	24500
50%	5900	8200	11800	20400
25%	7200	9100	11800	17100
0%	8800	10100	11800	14500

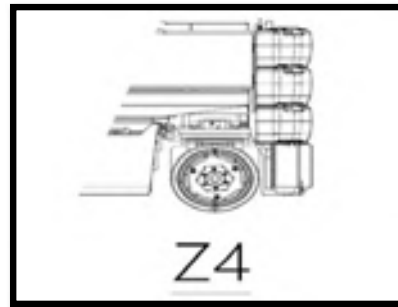
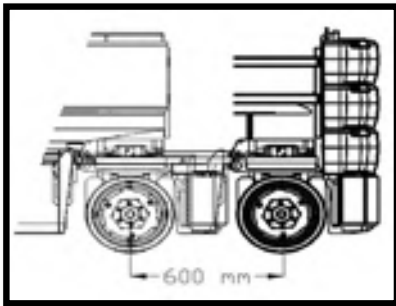
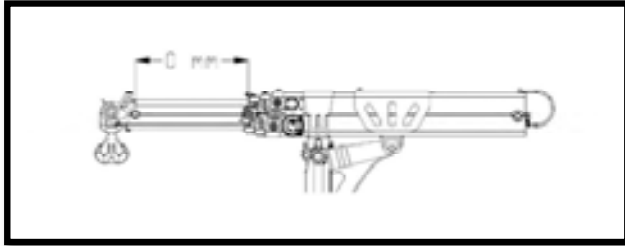
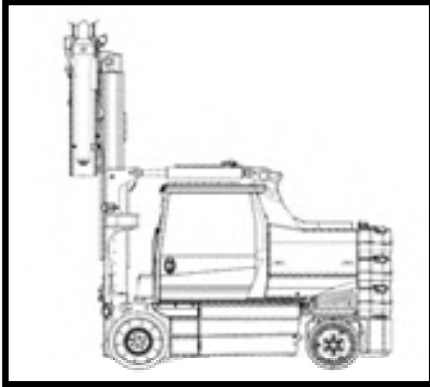
MC250FL

090-DIA-07544

Diagramma di portata (t) - Capacity diagram (t)
 Traglastdiagramm (t) - Tableau des charges (t)
 Lastendiagramm (t) - Diagrama de las cargas (t)



rif: 090-TAR-07438



kg	ϕ			
	78°	84°	90°	97°
L				
100%	9200	13200	21000	25000
75%	10300	14200	21000	25000
50%	11600	15200	21000	25000
25%	13600	16700	21000	25000
0%	16100	18300	21000	25000

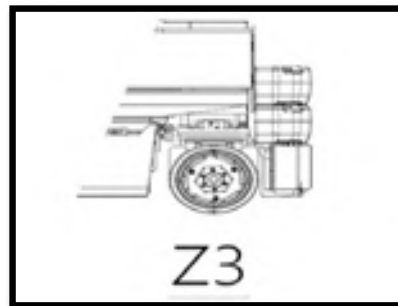
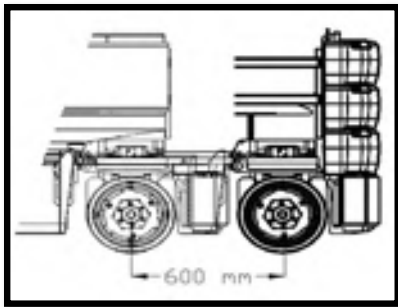
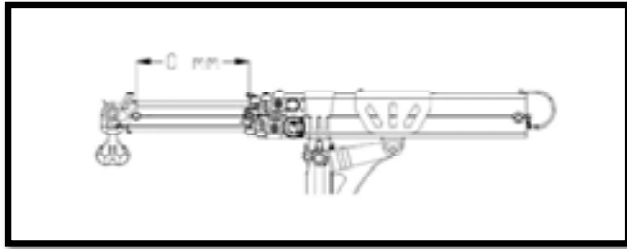
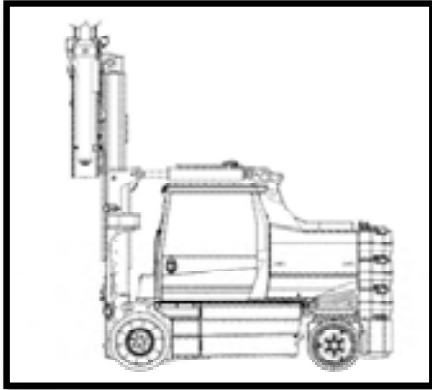
MC250FL

090-DIA-07545

Diagramma di portata (t) - Capacity diagram (t)
 Traglastdiagramm (t) - Tableau des charges (t)
 Lastendiagramm (t) - Diagrama de las cargas (t)



rif: 090-TAR-07438



kg	φ			
	78°	84°	90°	97°
L				
100%	7700	11200	18000	25000
75%	8600	12000	18000	25000
50%	9800	13000	18000	25000
25%	11500	14200	18000	25000
0%	13700	15700	18000	21800

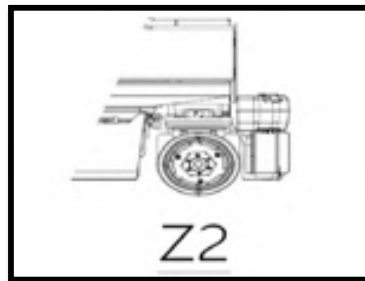
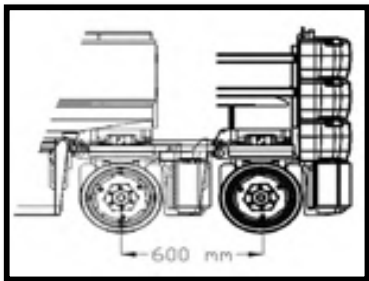
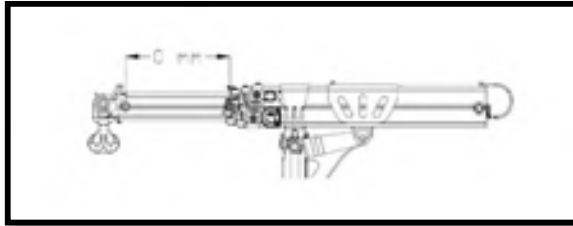
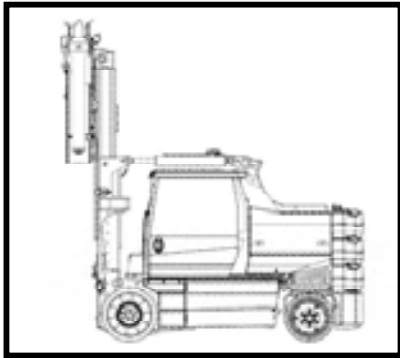
MC250FL

090-DIA-07546

Diagramma di portata (t) - Capacity diagram (t)
 Traglastdiagramm (t) - Tableau des charges (t)
 Lastendiagramm (t) - Diagrama de las cargas (t)



rif: 090-TAR-07438



kg	φ			
	78°	84°	90°	97°
100%	6100	9200	15100	25000
75%	6900	9900	15100	25000
50%	7900	10700	15100	25000
25%	9400	11800	15100	21400
0%	11400	13000	15100	18300

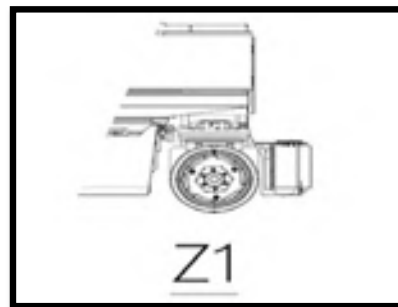
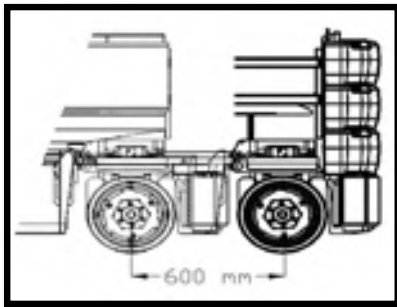
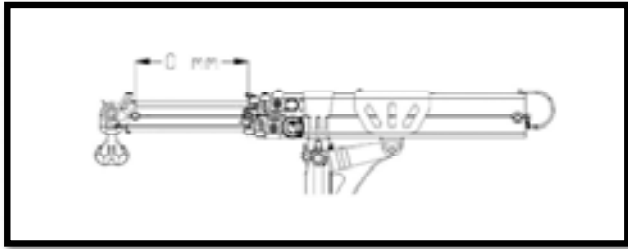
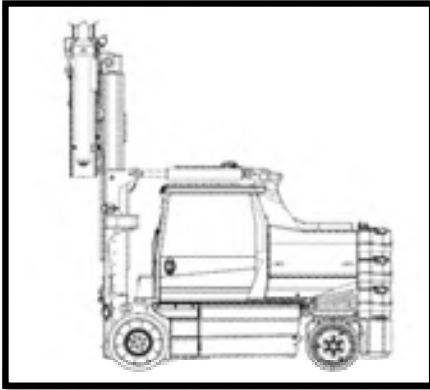
MC250FL

090-DIA-07547

Diagramma di portata (t) - Capacity diagram (t)
 Traglastdiagramm (t) - Tableau des charges (t)
 Lastendiagramm (t) - Diagrama de las cargas (t)



rif: 090-TAR-07438



kg	ϕ			
	78°	84°	90°	97°
L				
100%	4600	7200	12100	25000
75%	5300	7700	12100	25000
50%	6100	8400	12100	20900
25%	7400	9300	12100	17500
0%	9000	10400	12100	14900

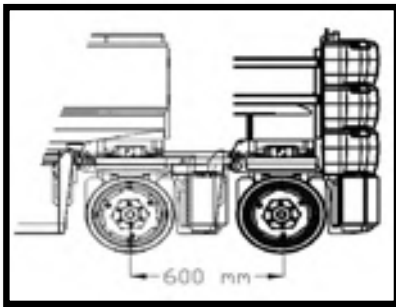
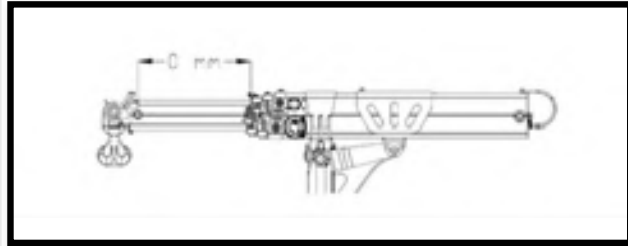
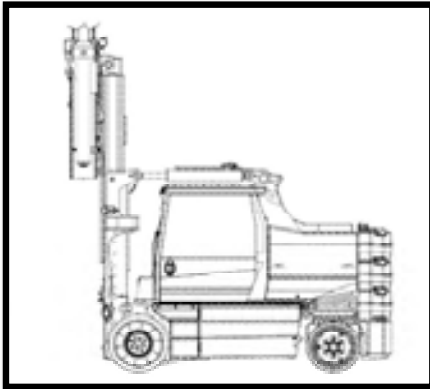
MC250FL

090-DIA-07548

Diagramma di portata (t) - Capacity diagram (t)
 Traglastdiagramm (t) - Tableau des charges (t)
 Lastendiagramm (t) - Diagrama de las cargas (t)



rif: 090-TAR-07438



kg	ϕ			
	78°	84°	90°	97°
L				
100%	3300	5500	9700	25000
75%	3900	6000	9700	20600
50%	4500	6500	9700	17100
25%	5600	7300	9700	14200
0%	7100	8200	9700	12000

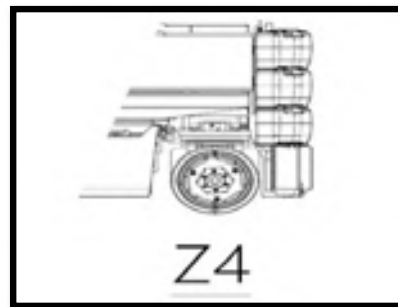
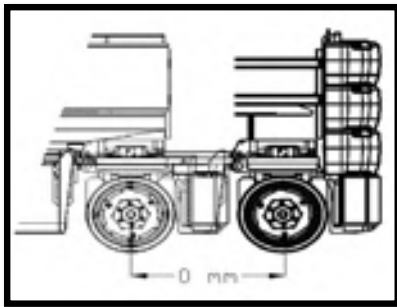
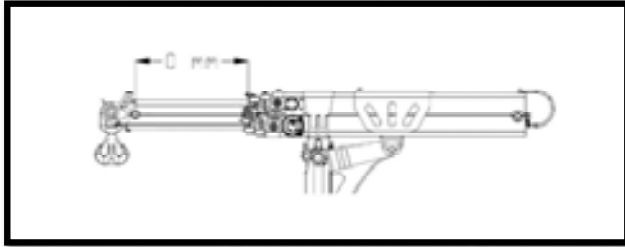
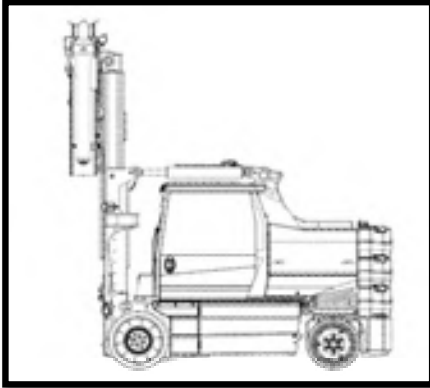
MC250FL

090-DIA-07549

Diagramma di portata (t) - Capacity diagram (t)
 Traglastdiagramm (t) - Tableau des charges (t)
 Lastendiagramm (t) - Diagrama de las cargas (t)



ref: 090-TAR-07438



kg	φ			
	78°	84°	90°	97°
100%	7100	10500	17000	25000
75%	8000	11300	17000	25000
50%	9100	12200	17000	25000
25%	10800	13400	17000	24000
0%	12900	14700	17000	20600

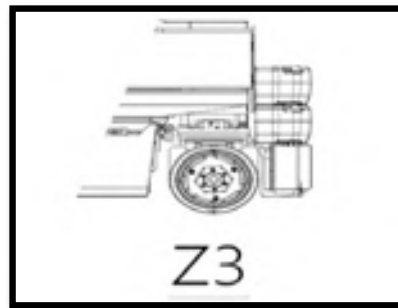
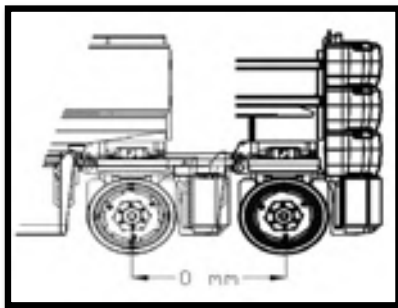
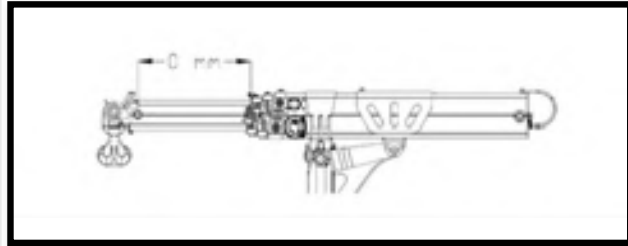
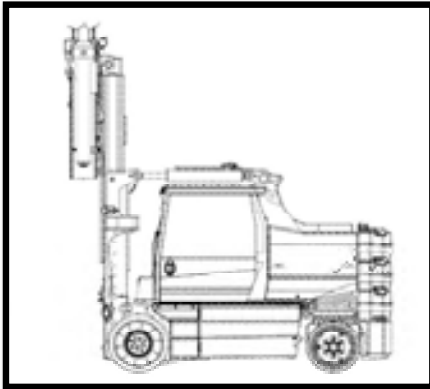
MC250FL

090-DIA-07550

Diagramma di portata (t) - Capacity diagram (t)
 Traglastdiagramm (t) - Tableau des charges (t)
 Lastendiagramm (t) - Diagrama de las cargas (t)



rif: 090-TAR-07438



kg	φ			
	78°	84°	90°	97°
L				
100%	5800	8800	14500	25000
75%	6600	9500	14500	25000
50%	7600	10200	14500	24500
25%	9100	11300	14500	20700
0%	10900	12500	14500	17700

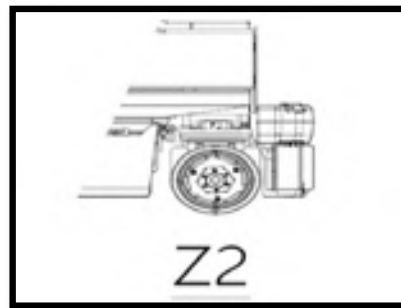
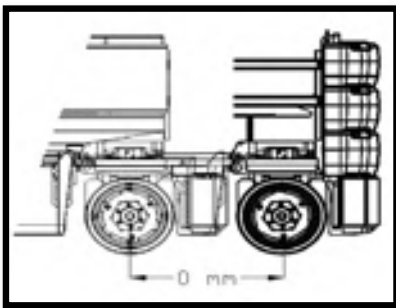
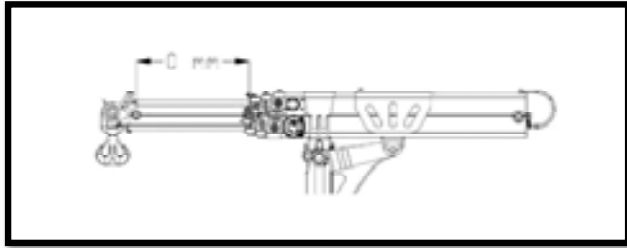
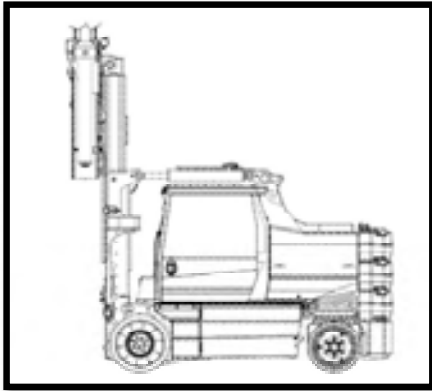
MC250FL

090-DIA-07551

Diagramma di portata (t) - Capacity diagram (t)
 Traglastdiagramm (t) - Tableau des charges (t)
 Lastendiagramm (t) - Diagrama de las cargas (t)



rif: 090-TAR-07438



kg	ϕ			
	78°	84°	90°	97°
L				
100%	4600	7100	12000	25000
75%	5200	7700	12000	24900
50%	6000	8300	12000	20700
25%	7300	9300	12000	17400
0%	9000	10300	12000	14800

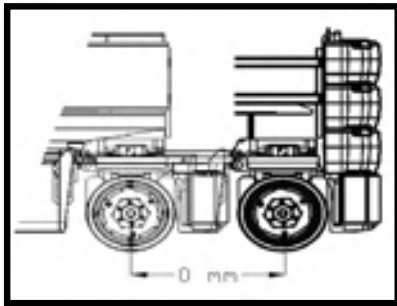
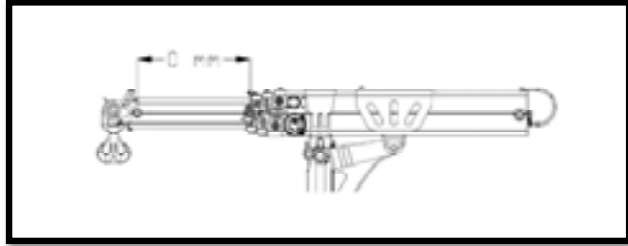
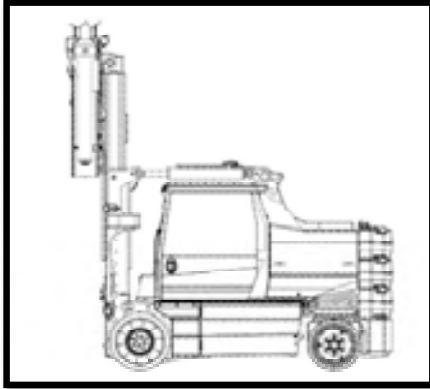
MC250FL

090-DIA-07552

Diagramma di portata (t) - Capacity diagram (t)
 Traglastdiagramm (t) - Tableau des charges (t)
 Lastendiagramm (t) - Diagrama de las cargas (t)



rif: 090-TAR-07438



kg	ϕ			
	78°	84°	90°	97°
L				
100%	3300	5400	9600	25000
75%	3800	5900	9600	20400
50%	4500	6400	9600	16900
25%	5600	7200	9600	14100
0%	7000	8100	9600	11800

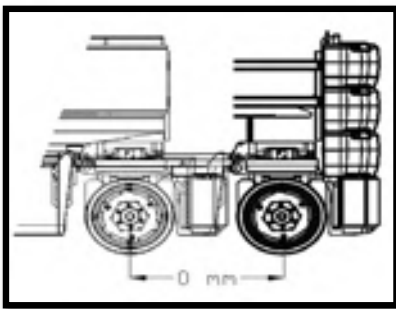
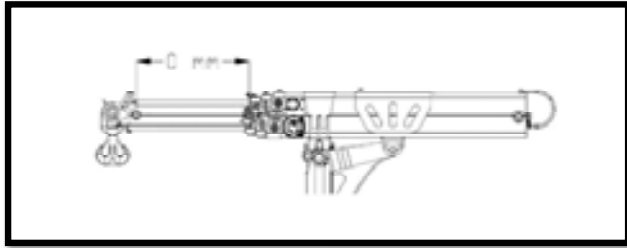
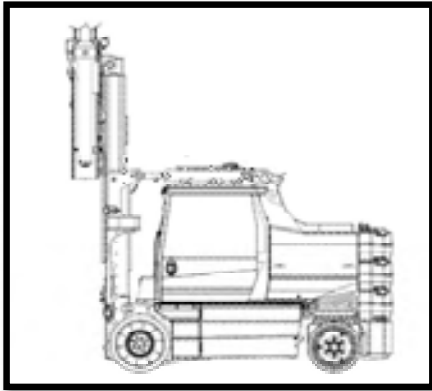
MC250FL

090-DIA-07553

Diagramma di portata (t) - Capacity diagram (t)
 Traglastdiagramm (t) - Tableau des charges (t)
 Lastendiagramm (t) - Diagrama de las cargas (t)



rif: 090-TAR-07438



kg	ϕ			
	78°	84°	90°	97°
L				
100%	2200	4000	7500	20900
75%	2600	4400	7500	16700
50%	3200	4800	7500	13800
25%	4100	5500	7500	11300
0%	5300	6300	7500	9400

MC250FL

090-DIA-07554