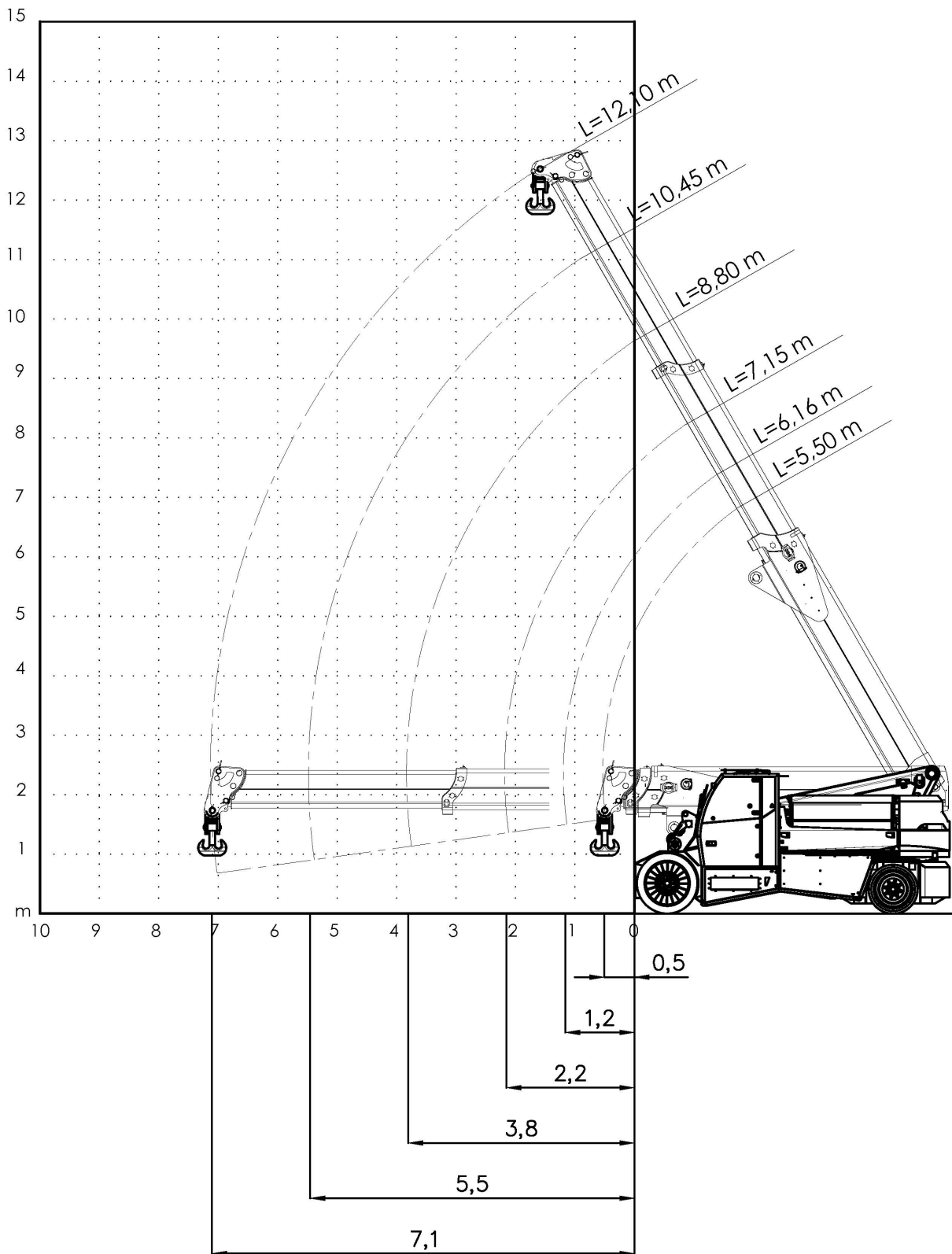


JMG

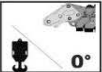






MC 580

Cod.: 090-TAR-02290 $\frac{A}{1:100}$

Diagramma di portata (t) - Capacity diagram (t)
 Traglastdiagramm (t) - Tableau des charges (t)
 Lastendiagramm (t) - Diagrama de las cargas (t)

JMG[®]





		 0°	 1200mm	 0mm	Z1	Z2	Z3	Z4
								
	(t)	5500	6160	7150	8800	10450	12100	
	0	45	45	45	45			
	0.5	45	45	45	45			
	0.51	45	45	45	45			
	1		45	45	42.2	36.3		
	1.17		45	45	41	35.3		
	1.5			44.9	38.9	33.3		
	2			35.5	35.7	30.8	26	
	2.16			33.1	33.5	30.1	26	
	2.5				29.5	28.6	25.1	
	3				25	24.9	23.1	
	3.5				21.5	21.5	21.3	
	3.81				19.6	19.8	19.8	
	4					19.1	18.9	
	4.5					16.7	16.7	
	5					15	14.9	
	5.46					13.4	13.5	
	5.5						13.5	
	6						12.5	
	6.5						11.1	
7						10.3		
7.11						9.9		

MC580

090-DIA-3825

Diagramma di portata (t) - Capacity diagram (t)
 Traglastdiagramm (t) - Tableau des charges (t)
 Lastendiagramm (t) - Diagrama de las cargas (t)







		 0°	 1200mm	 0mm	Z1	Z2	Z3
							
	(t)	5500	6160	7150	8800	10450	12100
	0	45	45	45	45		
	0.5	45	45	55	45		
	0.51	45	45	55	45		
	1		45	45	42.2	36.3	
	1.17		44.7	44.4	41	35.3	
	1.5			37	36.5	33.3	
	2			29.5	29.4	29.4	26
	2.16			28.3	28.6	28.7	26
	2.5				25.1	25.2	25.1
	3				21.1	21.2	21.3
	3.5				18.2	18.3	18.3
	3.81				16.6	16.8	16.8
	4					16	16
	4.5					14.1	14.1
	5					12.5	12.6
	5.46					11.2	11.4
	5.5						11.3
	6						10.2
	6.5						9.2
	7						8.4
	7.11						8.2

MC580

090-DIA-3826

Diagramma di portata (t) - Capacity diagram (t)
 Traglastdiagramm (t) - Tableau des charges (t)
 Lastendiagramm (t) - Diagrama de las cargas (t)

JMG[®]






		 0°	 1200mm	 0mm	Z1 Z2		
							
	(t)	5500	6160	7150	8800	10450	12100
	0	45	45	45	45		
	0.5	45	45	45	45		
	0.51	45	45	45	45		
	1		42.4	42.4	42.2	36.3	
	1.17		37.8	37.8	39.1	35.3	
	1.5			31.9	31.8	31.7	
	2			25	25	24.9	25.5
	2.16			23.4	23.8	23.8	23.9
	2.5				20.7	20.8	20.9
	3				17.4	17.5	17.6
	3.5				14.9	15	15.1
	3.81				13.5	13.8	13.8
	4					13.1	13.1
	4.5					11.4	11.5
	5					10.1	10.2
	5.46					9	9.2
	5.5						9.1
	6						8.1
	6.5						7.3
	7						6.6
	7.11						6.4

MC580

090-DIA-3827

Diagramma di portata (t) - Capacity diagram (t)
 Traglastdiagramm (t) - Tableau des charges (t)
 Lastendiagramm (t) - Diagrama de las cargas (t)

JMG[®]

		 0°	 1200mm	 0mm	NZ		
							
	(t)	5500	6160	7150	8800	10450	12100
	0	45	45	45	45		
	0.5	41.8	42.3	42.5	42.7		
	0.51	41.3	42.1	42.3	42.5		
	1		27.6	27.9	28	28.1	
	1.17		24.4	24.9	25.1	25.1	
	1.5			20.3	20.5	20.6	
	2			15.7	15.9	16	16.1
	2.16			14.5	14.9	14.9	15
	2.5				12.9	12.9	13
	3				10.7	10.7	10.8
	3.5				9	9.1	9.1
	3.81				8	8.2	8.3
	4					7.8	7.8
	4.5					6.7	6.7
	5					5.8	5.9
	5.46					5	5.2
	5.5						5.1
6						4.5	
6.5						3.9	
7						3.4	
7.11						3.3	

MC580

090-DIA-3828

Diagramma di portata (t) - Capacity diagram (t)
 Traglastdiagramm (t) - Tableau des charges (t)
 Lastendiagramm (t) - Diagrama de las cargas (t)

JMG[®]



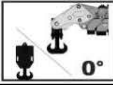



	(t)	5500	6160	7150	8800	10450	12100
	0	58	58	55	48		
	0,5	58	58	55	46		
	0,51	58	58	55	46		
	1		58	54	42,2	36,3	
	1,17		49	49	41	35,3	
	1,5			44,9	38,9	33,3	
	2			35,5	35,7	30,8	26
	2,16			33,1	33,5	30,1	26
	2,5				29,5	28,6	25,1
	3				25	24,9	23,1
	3,5				21,5	21,5	21,3
	3,81				19,6	19,8	19,8
	4					19,1	18,9
	4,5					16,7	16,7
	5					15	14,9
	5,46					13,4	13,5
	5,5						13,5
	6						12,5
	6,5						11,1
	7						10,3
	7,11						9,9

MC580

090-DIA-2337

Diagramma di portata (t) - Capacity diagram (t)
 Traglastdiagramm (t) - Tableau des charges (t)
 Lastendiagramm (t) - Diagrama de las cargas (t)

JMG[®]

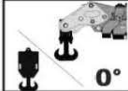



		 0°	 1200mm	 0mm	Z1	Z2	Z3
							
	(t)	5500	6160	7150	8800	10450	12100
	0	58	58	55	48		
	0,5	58	58	55	46		
	0,51	58	58	55	46		
	1		49,8	49,7	42,2	36,3	
	1,17		44,7	44,4	41	35,3	
	1,5			37	36,5	33,3	
	2			29,5	29,4	29,4	26
	2,16			28,3	28,6	28,7	26
	2,5				25,1	25,2	25,1
	3				21,1	21,2	21,3
	3,5				18,2	18,3	18,3
	3,81				16,6	16,8	16,8
	4					16	16
	4,5					14,1	14,1
	5					12,5	12,6
	5,46					11,2	11,4
	5,5						11,3
	6						10,2
	6,5						9,2
	7						8,4
	7,11						8,2

MC580

090-DIA-2338

Diagramma di portata (t) - Capacity diagram (t)
 Traglastdiagramm (t) - Tableau des charges (t)
 Lastendiagramm (t) - Diagrama de las cargas (t)

JMG[®]



		 0°	 1200mm	 0mm	Z1 Z2		
							
	(t)	5500	6160	7150	8800	10450	12100
	0	58	58	55	48		
	0,5	58	58	55	46		
	0,51	58	58	55	46		
	1		42,4	42,4	42,2	36,3	
	1,17		37,8	37,8	39,1	35,3	
	1,5			31,9	31,8	31,7	
	2			25	25	24,9	25,5
	2,16			23,4	23,8	23,8	23,9
	2,5				20,7	20,8	20,9
	3				17,4	17,5	17,6
	3,5				14,9	15	15,1
	3,81				13,5	13,8	13,8
	4					13,1	13,1
	4,5					11,4	11,5
	5					10,1	10,2
	5,46					9	9,2
	5,5						9,1
	6						8,1
	6,5						7,3
	7						6,6
	7,11						6,4

MC580

090-DIA-2339

Diagramma di portata (t) - Capacity diagram (t)
 Traglastdiagramm (t) - Tableau des charges (t)
 Lastendiagramm (t) - Diagrama de las cargas (t)

JMG[®]

							
							
	(t)	5500	6160	7150	8800	10450	12100
	0	58	58	55	48		
	0,5	41,8	42,3	42,5	42,7		
	0,51	41,3	42,1	42,3	42,5		
	1		27,6	27,9	28	28,1	
	1,17		24,4	24,9	25,1	25,1	
	1,5			20,3	20,5	20,6	
	2			15,7	15,9	16	16,1
	2,16			14,5	14,9	14,9	15
	2,5				12,9	12,9	13
	3				10,7	10,7	10,8
	3,5				9	9,1	9,1
	3,81				8	8,2	8,3
	4					7,8	7,8
	4,5					6,7	6,7
	5					5,8	5,9
	5,46					5	5,2
	5,5						5,1
	6						4,5
	6,5						3,9
	7						3,4
	7,11						3,3

MC580

090-DIA-2340